

ideal lux®

ideal lux®



REV 09/08/2021

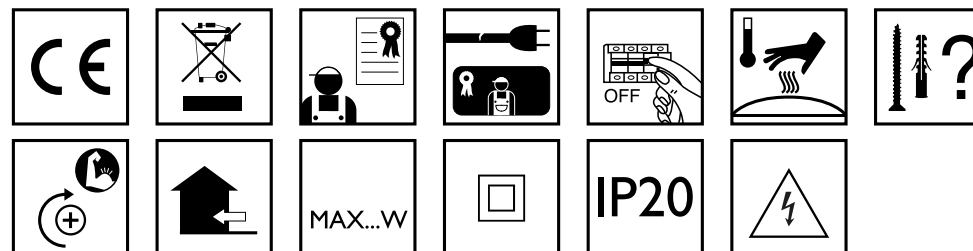
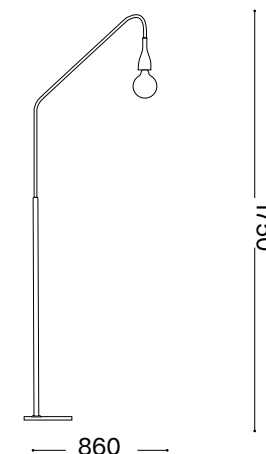
Minimal PT1



Lampada da terra
Floor lamp
Lampadaire
Stehleuchte
Lámpara de pie
Торшеры



max 1 x 60W E27 / 220~240V
50/60Hz
- 8021696163369 NERO



IDEAL LUX s.r.l.
Via Taglio Destro 32
30035 Mirano (VE) Italy
www.ideal-lux.com

IDEAL LUX Warehouse
Via delle Industrie, 8/D
30036 Santa Maria di Sala (Venezia)
8.00 - 12.00 / 13.30 - 17.00

Questo prodotto è fornito con una sorgente luminosa di classe energetica /
This product is provided with a light source with energy class of:
E

Fonte luminosa sostituibile
dall'utente finale.
Replaceable light source
by an end-user.

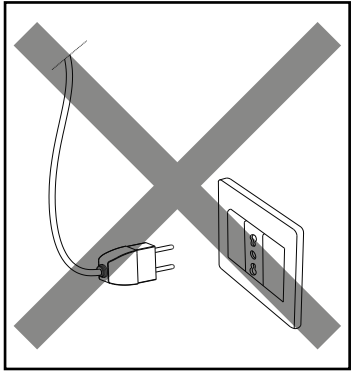
IDEAL LUX s.r.l.
Via Taglio Destro 32
30035 Mirano (VE) Italy
www.ideal-lux.com

IDEAL LUX Warehouse
Via delle Industrie, 8/D
30036 Santa Maria di Sala (Venezia)
8.00 - 12.00 / 13.30 - 17.00

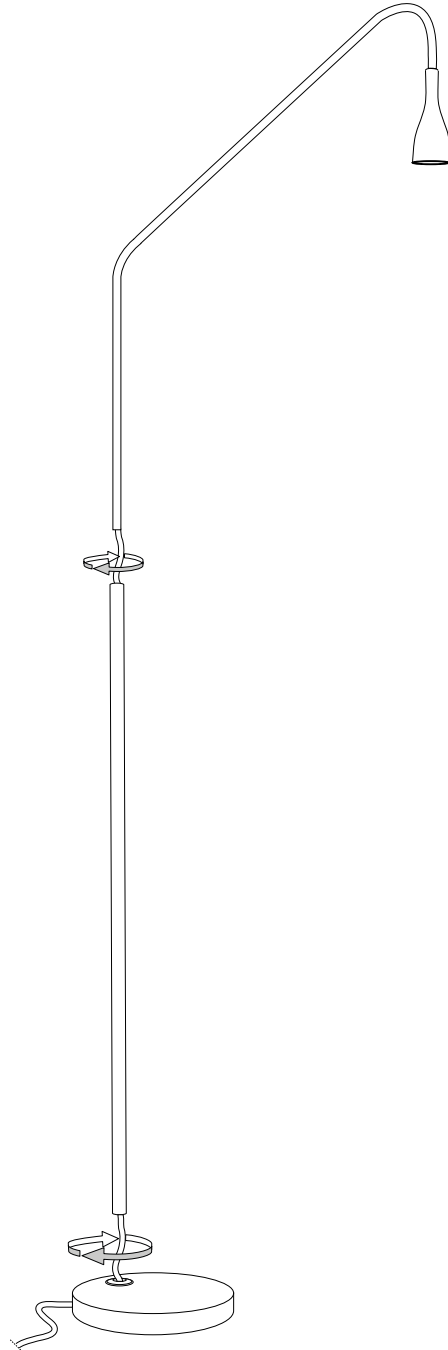
ESEGUIRE LE OPERAZIONI SEGUENDO L'ORDINE PROGRESSIVO
FOLLOW THE ASSEMBLY INSTRUCTIONS BY READING THE NUMERICAL PROGRESSION

L'INSTALLAZIONE DI QUESTO APPARECCHIO DEVE ESSERE EFFETTUATA DA PERSONALE QUALIFICATO
THE LIGHTING FITTING SHOULD BE INSTALLED BY A QUALIFIED ELECTRICIAN

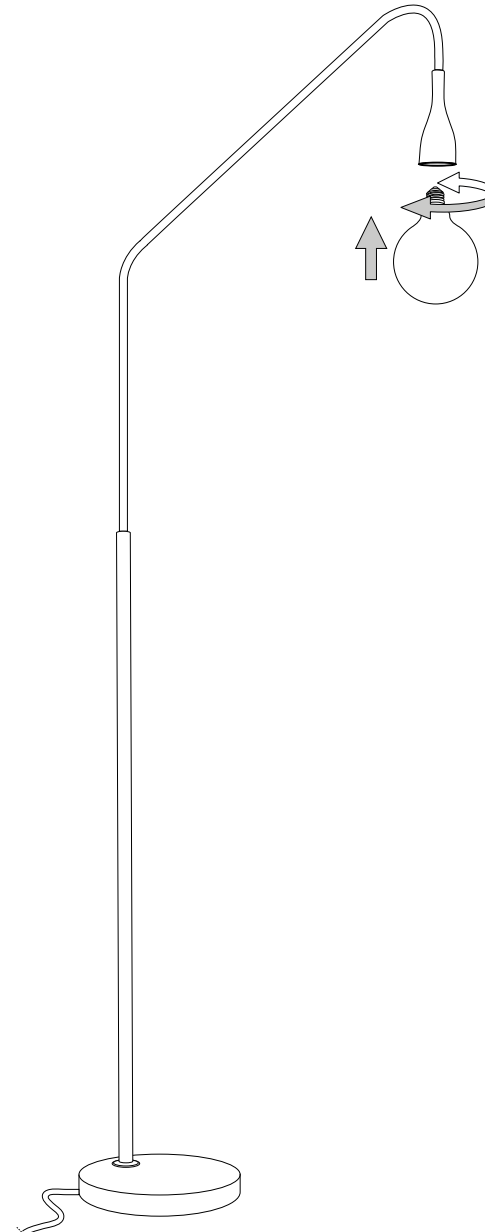
1



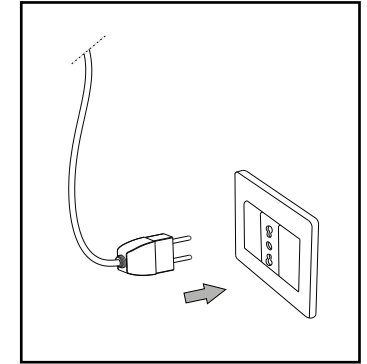
2



3



4



LA SICUREZZA DI QUESTO APPARECCHIO È GARANTITA SOLO CON L'USO APPROPRIATO DI QUESTE ISTRUZIONI, PERTANTO È NECESSARIO CONSERVARLE
THE SAFETY AND RELIABILITY ARE GUARANTEED ONLY WHEN INSTALLATION INSTRUCTIONS ARE PROPERLY FOLLOWED. PLEASE KEEP THIS INSTRUCTION SHEET FOR FUTURE REFERENCE.

- 6. 7r WYVK|R|LU ÄUuz KLSHY ZVT RHU ISP T`JRL| OL|H
- 7. 6SPRH TH|LYPHS RYp|LY ZWLJ|PÄRH [PSS|ILO€Y MEY Ä_LYPUN (U)PpUK IHYH NSEKSHTWVY ZVT OHY LU LMMLR| ZVT PU|L €|JU
- 8. Dra åt skruvarna ordentligt för att undvika kontaktproblem.
- 9. Den här produkten får endast installeras inomhus.
- 10. +LU pY PU|L SpTWSPN MEY H|[`|`NNHZ PU Wr `|VY ZVT UVYTH
- 11. 7YVK|R|LU pY PU|L SpTWSPN MEY KPYL|R| PUZ|HSSH|PVU Wr
- 12. Produkt som endast kan installeras i taket.
- 13. Produkt som endast kan installeras på väggen.
- 14. Lampans vikt måste hållas upp av kedjan. Justera elkabeln så att den är längre än kedjan.
- 15. (U)PpUK IHYH NSEKSHTWVY ZVT OHY LU LMMLR| ZVT PU|L €|JU
- 16. 4LSSHU NSEKSHTWHU VJO KL|ILS`Z|H MEYLT`RS|L| ZRH HSS|PK
- 17. .SEKSHTWH TLK LNLUZ`R`KK (U)PpUK IHYH NSEKSHTWVY ZVT p
- 18. 6T L|[ZpRLYOL|ZNSHZ pY ZWY|JRL| LSSLY ZEUKK|TrZ|L KL|
- 19. Ljuskälla med ljusavgivande dioder (LED) som ej kan ersättas. Demontera inte produkten för
- 20. 7YVK|R|LU pY MEY|ZLKK TLK ZpRYPUN 6T SHTWHU PU|L |pUKZ
- 21. 2SHZZ 0`_SZpRLYOL| NHYHU|LYHK H| O|`|KPZVSLYPUNLU VJO H|
- 22. 2SHZZ 00`_SZpRLYOL| NHYHU|LYHK H| O|`|KPZVSLYPUNLU VJO H|
- 23. 2SHZZ 000`_SZpRLYOL| NHYHU|LYHK H| Z|Y|€T|PSSM€YZLS TLK T
- 24. ;Q ZR`KHKH
- 25. :R`KHKH TV| PU|YrUN H| MHZ|H RYVWWHY TLK LU KPHTL|LY €|
- 26. :R`KHKH TV| PU|YrUN H| MHZ|H RYVWWHY TLK LU KPHTL|LY €|
- 27. :R`KHKH TV| PU|YrUN H| MHZ|H RYVWWHY TLK LU KPHTL|LY €|
- 28. :R`KHKH TV| PU|YrUN H| MHZ|H RYVWWHY TLK LU KPHTL|LY €|
- 29. :R`KHKH TV| PU|YrUN H| KHHT
- 30. ;V|HS| ZR`KK TV| PU|YrUN H| KHHT
- 31. ;Q ZR`KHKH
- 32. :R`KHKH TV|]LY|PRHS]H|[LUKYVWWHY
- 33. +YVWWZR`KHKH]PK TH_ € S|[UPUN
- 34. :R`KHKH TV| YLNU
- 35. :R`KHKH TV|]H|[LUZ|pUR
- 36. :R`KHKH TV|]H|[LUZ|YrSHY
- 37. :R`KHKH TV| Z|HYRH]H|[LUZ|YrSHY
- 38. :R`KHKH TV|]PSSM|pSSN ULKZpURUPUN P]H|[LU
- 39. :R`KHKH TV| SRUN|HYPN ULKZpURUPUN P]H|[LU
- 40. 7YVK|R| ZVT LQ pY SpTWSPN MEY H|[€|LY|pJRHZ TLK |LYTPZR|
- 41. Varning, risk för elektrisk stöt.
- 42. Titta inte direkt in i ljuskällan.

SL – VARNINGSTANVÄDNINGAR

- 1. (WHYH| PaWVSUQ|QL aHO|L|L LYVWZRLNH]HYUUV|ULNH Z|HUKH
- 2. ;LNH HWHYH|H ZL UL ZTL VKSHNH|P TLK VI7HQZL RVT|UHSULP
- 3. AHRVUVKQH HVULRVK aHO|L|H UHTLZ|P|L| HWHYH|H Z Z|Y|H
- 4. 6L QL a|UHUQP LSLR|YP7UP RHILS WVURVKV|HU UHQ NH aHTLU
- 5. 7YLK UHTLú7HUQLT HSP RHRYUPTP RVSP]aKYúL|HSUPTP KL
- 6. 7VZHTLaUP KLSP HWHYH|H SHORV KVZLúLQV]PZVRL |LTWLYH
- 7. =ZHR TH|LYPHS aHO|L|H WVZLILU WYPIVY aH WYP|YKP|L| <wvy
- 8. +VIYV aH|LNUP|L ZL]PQHRL KH WYLWYL7P|L |LúH|L Z Z|P|RT
- 9. (WHYH| QL UHTLUQLU SL aH Z|UHTLZ|P|L|] UV|YHUQL WYVZ|VY
- 10. (WHYH| UP WYPTLYLU aH]NYHKUQV] UVYTHSUV]UL|SQP|L W
- 11. (WHYH| UP WYPTLYLU aH ULWVZY|KUV UHTLZ|P|L| UH UVYTH
- 12. (WHYH| QL UHTLUQLU SL aH Z|YVWUV UHTLZ|P|L|
- 13. (WHYH| QL UHTLUQLU SL aH Z|LUZRV UHTLZ|P|L|
- 14. ;LúV S|7P TVYH WVKWYP|P|]LYPNH 5HZ|H|P|L| UHWHQHSUP
- 15. <WVYHISQHQ|L SL ZPQHSRL RP UL WYLZLNHQV UH|LKLUL]H|
- 16. 4LK ZPQHSRV PU VZ|L|SQLUPT WYLKTL|VT]aKYú|QL UHQTHU
- 17. :PQHSRH a]NYHQLUV aHú7P|V <WVYHISQHQ|L SL ZPQHSRL
- 18. 6L QL aHú7P|UV Z|LRSV VRYúLUV HSP YH|a|P|V NH]HRVQ aH
- 19. :|L|SVIUUP]PY a ULaHTLUQUQ|PTP Z|L|SVIUPTP 3,+ KPVKHTP
- 20. (WHYH| a]HYV|HSRV 6L ZL S|7 UL WYPüNL aHTLUQHQ|L]HY
- 21. 9HaYLK 0| LSLR|YP7UH aHú7P|H aHN|V|SOLUH a VZUV|JUV Pa