

RELAXO



RELAXO - technický list

- sedací polštáře jsou vyrobeny z polyuretanové pěny o hustotě 30 kg/m³
- zádové opěrací polštáře jsou vyplněny dutým vláknem
- dřevěné díly nebo díly z kompozitních materiálu jsou vyrobené podle ekologických norem
- mechanismus Positano
- rozkládání jedním otočením , bez snímání sedacích a opěracích polštářů
- pohovka má nosnou konstrukci z kovu, která je doplněna elastickými popruhy v oblasti sezení, a také ve verzi s dodatečným lamelovým roštem v bederní oblasti
- zcela odnímatelný potah pohovky
- standardní dřevěná podnož je k dispozici také ve wenge nebo v přirozené barvě

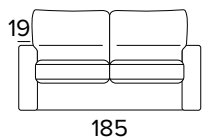


Matrace New Moon

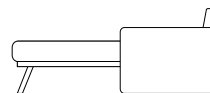
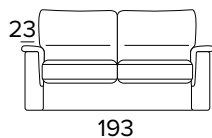
- prodyšný 3D povlak
- elastická polyuretanová pěna s hustotou 35 kg / m³
- podšívka proti roztočům z 100% polyesteru
- boční pás z prodyšného 3D povlaku, který umožňuje dokonalé odvětrávání matrace
- výška matrace 17 cm

DIVANO LETTO 2 POSTI
2 SEATER SOFA BED

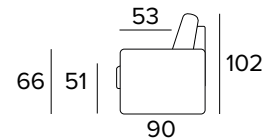
BRACCIOLO / ARMREST
TIPO A



BRACCIOLO / ARMREST
TIPO C

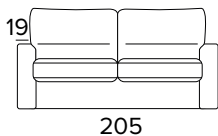


MATERASSO / MATTRESS
CM 120x190 / H 17

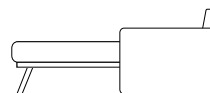
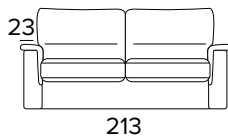


DIVANO LETTO 3 POSTI
3 SEATER SOFA BED

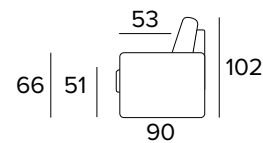
BRACCIOLO / ARMREST
TIPO A



BRACCIOLO / ARMREST
TIPO C



MATERASSO / MATTRESS
CM 140x190 / H 17

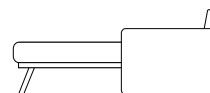


DIVANO LETTO MAXI
MAXI SEATER SOFA BED

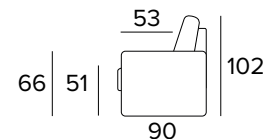
BRACCIOLO / ARMREST
TIPO A



BRACCIOLO / ARMREST
TIPO C

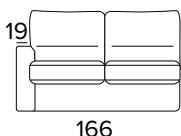


MATERASSO / MATTRESS
CM 160x190 / H 17

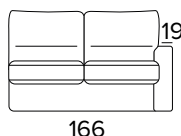


TERMINALE 2 POSTI LETTO DX O SX
2 SEATER MODULAR SOFA BED RIGHT OR LEFT

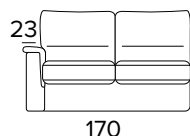
BRAC. / ARMR.
TIPO A SX / LEFT



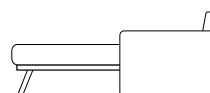
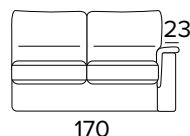
BRAC. / ARMR.
TIPO A DX / RIGHT



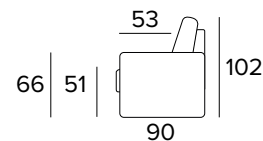
BRAC. / ARMR.
TIPO C SX / LEFT



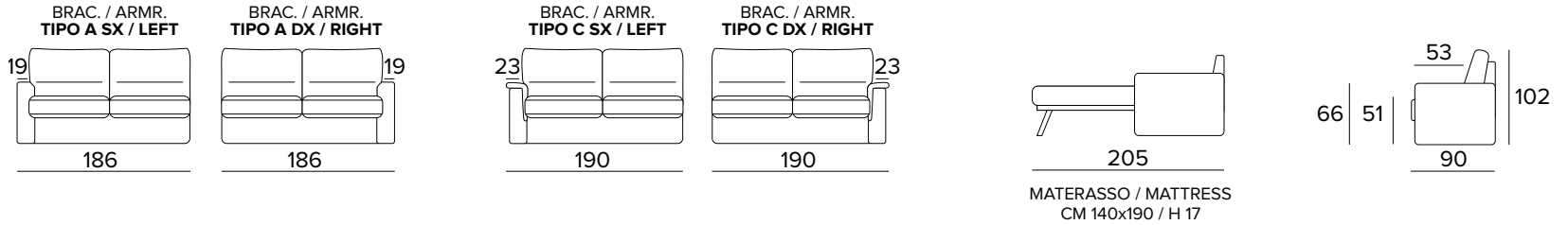
BRAC. / ARMR.
TIPO C DX / RIGHT



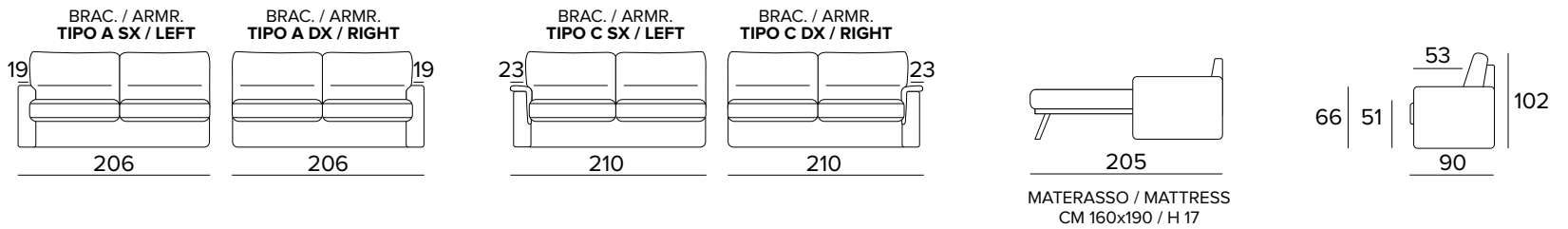
MATERASSO / MATTRESS
CM 120x190 / H 17



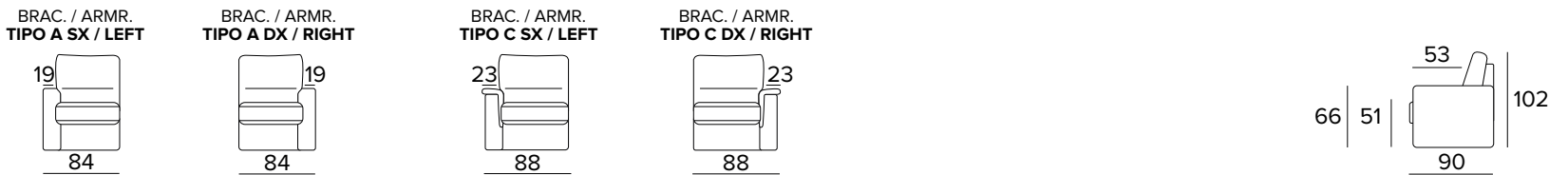
TERMINALE 3 POSTI LETTO DX O SX
3 SEATER MODULAR SOFA BED RIGHT OR LEFT



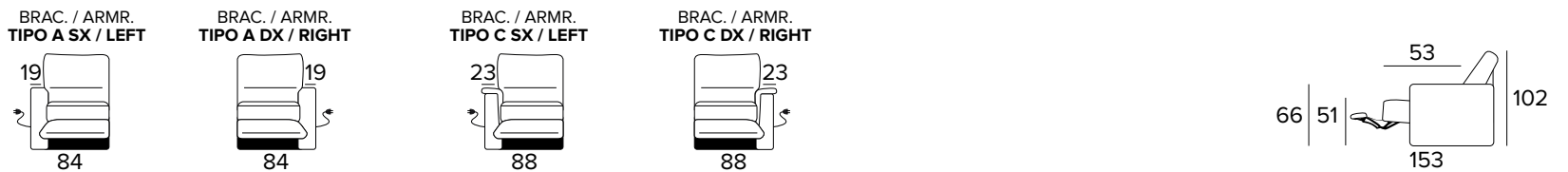
TERMINALE MAXI LETTO DX O SX
MAXI SEATER MODULAR SOFA BED RIGHT OR LEFT



TERMINALE SMALL 1 POSTO FISSO DX O SX (LARGHEZZA SEDUTA 63 CM)
SMALL SIDE ELEMENT 1 FIXED SEATER RIGHT OR LEFT (SEAT WIDTH 61 CM)

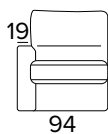


TERMINALE SMALL 1 POSTO RELAX DX O SX (LARGHEZZA SEDUTA 63 CM)
SMALL SIDE ELEMENT 1 RELAX SEATER RIGHT OR LEFT (SEAT WIDTH 63 CM)

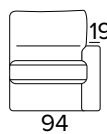


**TERMINALE MEDIUM 1 POSTO FISSO
DX O SX (LARGHEZZA SEDUTA 73 CM)
MEDIUM SIDE ELEMENT 1 FIXED SEATER
RIGHT OR LEFT (SEAT WIDTH 73 CM)**

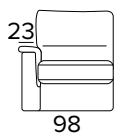
BRAC. / ARMR.
TIPO A SX / LEFT



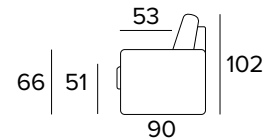
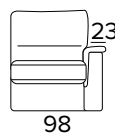
BRAC. / ARMR.
TIPO A DX / RIGHT



BRAC. / ARMR.
TIPO C SX / LEFT

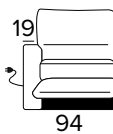


BRAC. / ARMR.
TIPO C DX / RIGHT

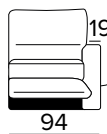


**TERMINALE MEDIUM 1 POSTO RELAX
DX O SX (LARGHEZZA SEDUTA 73 CM)
MEDIUM SIDE ELEMENT 1 RELAX SEATER
RIGHT OR LEFT (SEAT WIDTH 73 CM)**

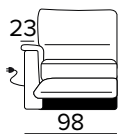
BRAC. / ARMR.
TIPO A SX / LEFT



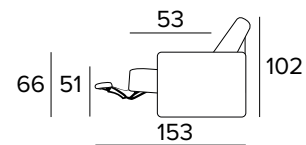
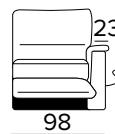
BRAC. / ARMR.
TIPO A DX / RIGHT



BRAC. / ARMR.
TIPO C SX / LEFT

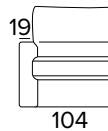


BRAC. / ARMR.
TIPO C DX / RIGHT

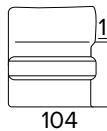


**TERMINALE LARGE 1 POSTO FISSO
DX O SX (LARGHEZZA SEDUTA 83 CM)
LARGE SIDE ELEMENT 1 FIXED SEATER
RIGHT OR LEFT (SEAT WIDTH 83 CM)**

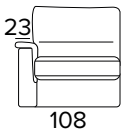
BRAC. / ARMR.
TIPO A SX / LEFT



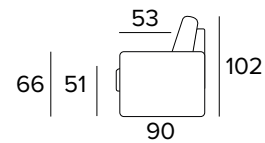
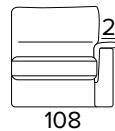
BRAC. / ARMR.
TIPO A DX / RIGHT



BRAC. / ARMR.
TIPO C SX / LEFT

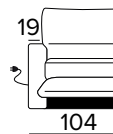


BRAC. / ARMR.
TIPO C DX / RIGHT

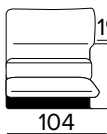


**TERMINALE LARGE 1 POSTO RELAX
DX O SX (LARGHEZZA SEDUTA 83 CM)
LARGE SIDE ELEMENT 1 RELAX SEATER
RIGHT OR LEFT (SEAT WIDTH 83 CM)**

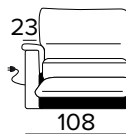
BRAC. / ARMR.
TIPO A SX / LEFT



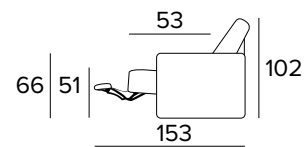
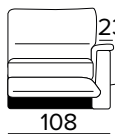
BRAC. / ARMR.
TIPO A DX / RIGHT



BRAC. / ARMR.
TIPO C SX / LEFT



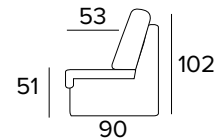
BRAC. / ARMR.
TIPO C DX / RIGHT



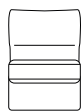
ELEMENTO CENTRALE SMALL 1 POSTO FISSO
(LARGHEZZA SEDUTA 63 CM)
 SMALL CENTRAL ELEMENT, 1 FIXED SEATER
 (SEAT WIDTH 63CM)



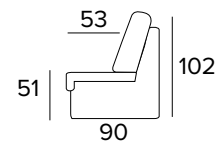
63



ELEMENTO CENTRALE MEDIUM 1 POSTO FISSO
(LARGHEZZA SEDUTA 73 CM)
 MEDIUM CENTRAL ELEMENT, 1 FIXED SEATER
 (SEAT WIDTH 73 CM)



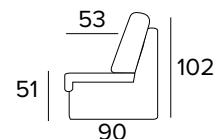
73



ELEMENTO CENTRALE LARGE 1 POSTO FISSO
(LARGHEZZA SEDUTA 83 CM)
 LARGE CENTRAL ELEMENT, 1 FIXED SEATER
 (SEAT WIDTH 83 CM)

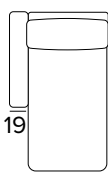


83



PENISOLA CONTENITORE
CON BRACCIOLO DX O SX
 PENINSULA CONTAINER
 WITH ARMREST RIGHT OR LEFT

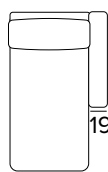
BRAC. / ARMR.
 TIPO A SX / LEFT



19

103

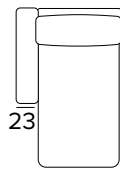
BRAC. / ARMR.
 TIPO A DX / RIGHT



19

103

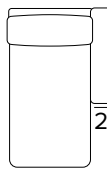
BRAC. / ARMR.
 TIPO C SX / LEFT



23

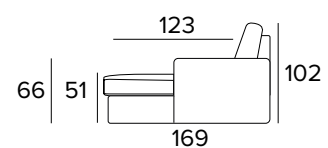
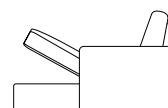
107

BRAC. / ARMR.
 TIPO C DX / RIGHT



23

107



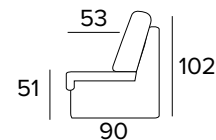
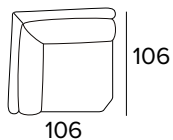
66

51

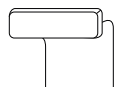
123

169

ANGOLO
CORNER ELEMENT



OPZIONE POGGIATESTA
HEADREST OPTION



Podnož



WENGE




PŘÍRODNÍ
DŘEVO


DOPLŇKY

DEKORATIVNÍ POLŠTÁŘE

Standardní




40x40




50x50

S lemem




40x40




50x50

S vložený pásem



40x40



50x50

MATRACE



MEMOFLEX

- prodyšný 3D povlak
- horní vrstva (3 cm) z paměťové pěny - umožňují dokonale se přizpůsobit tělu
- elastická polyuretanová pěna s hustotou 35 kg / m³
- podšívka proti roztočům z 100% polyesteru
- boční pás z prodyšného 3D povlaku, který umožňuje dokonalé odvětrávání matrace
- výška matrace 17 cm

MATRACE



EXTRA 50

- prodyšný 3D povlak
- elastická polyuretanová pěna s hustotou 50 kg / m³
- podšívka proti roztočům z 84% polyester, 16% viskóza
- boční pás z prodyšného 3D povlaku, který umožňuje dokonalé odvětrávání matrace
- matrace je vhodná pro každodenní použití díky vysoké houževnatosti její polyuretanové pěny, která poskytuje oporu tělu
- výška matrace 17 cm



POCKET

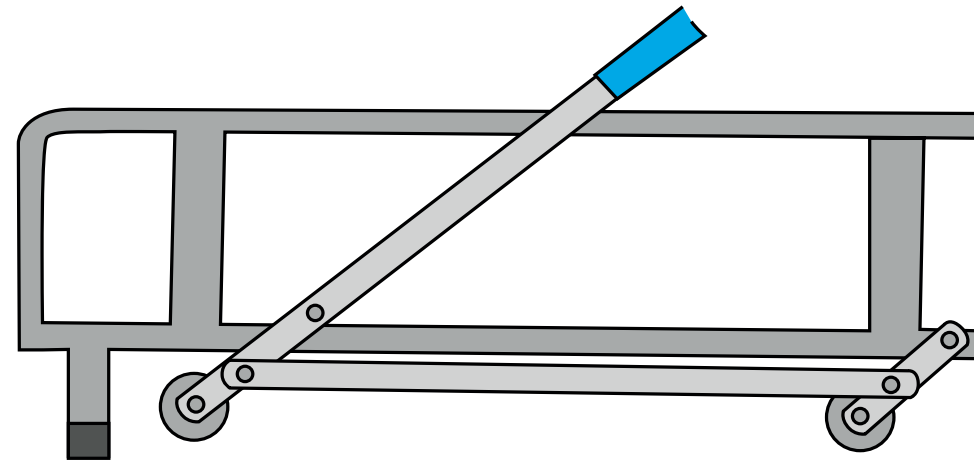
- prodyšný 3D povlak
- matrace s nezávislými taštičkovými pružinami (600 u matrace 140 cm)
- elastická polyuretanová pěna s hustotou 50 kg / m³
- podšívka proti roztočům z 84% polyester, 16% viskóza
- boční pás z prodyšného 3D povlaku, který umožňuje dokonalé odvětrávání matrace
- matrace je vhodná pro každodenní spaní pro ty, kteří milují pohodlí pružinové matrace (ne příliš tuhé).
- výška matrace 17 cm

VRCHNÍ MATRACE Z PAMĚTOVÉ PĚNY



- výška vrchní matrace 4 cm
- protiroztočová, ergonomická a prodyšná paměťová pěna.
- musí být povlečena a matraci
- lehká, snadno větratelná a omyvatelná
- lze jí použít na jakoukoli rozkládací pohovku z kolekce Vitarelayx
- před zavřením rozkládací pohovky je nutné povlak odstranit

STĚHOVACÍ MECHANISMUS




Díky tomuto příplatkovému mechanismu bude stěhování pohovky jednoduché a snadné.

ČÁSTEČNÝ LAMELOVÝ ROŠT



Částečný lamelový rošt zajistí větší pohodlí pro spanek.

ITALIER



www.italier.cz | info@italier.cz | +420 774 431 196