

ELSA



INFORMAZIONI TECNICHE

Cuscino di seduta in poliuretano espanso densità 25 Kg/m³

Schienale in poliuretano espanso densità 21 Kg/m³

Apertura in un solo movimento tramite trazione verso l'alto della seduta

Meccanica elettrosaldata

Vernice epossidica cotta a forno

Poltrona interamente sfoderabile

Cuscini decò in opzione

Materasso in poliuretano espanso di densità 25 Kg/m³, h 10

TECHNICAL DETAILS

Seat cushions in expanded polyurethane density 25 Kg/m³

Backrest in expanded polyurethane density 21 Kg/m³

Opening mechanism with just one upward movement

Electro-welded mechanism

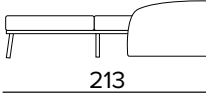
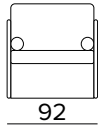
Finished with oven baked epoxy resin

Bed Armchair with completely removable cover

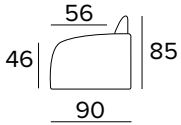
Decò pillows option

Mattress in expanded polyurethane density 25 Kg/m³, h 10

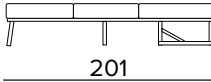
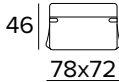
POLTRONA LETTO
BED ARMCHAIR



MATERASSO / MATTRESS
CM 70x197 / H 10



POUF LETTO
FOOTSTOOL BED



MATERASSO / MATTRESS
CM 70x197 / H 10