

Home
collection
ITALIER

Tavoli
Sedie
Poltroncine
Sgabelli

Tables
Chairs
Armchairs
Stools



INDEX

Sistemi di apertura p.14

Opening mechanisms

Tavoli p.28

Tables

Sedie p.216

Chairs

Poltroncine p.290

Armchairs

Sgabelli p.306


Stools

I valori di un'azienda 100% italiana

The values of a 100% Italian company

Dal 2003 Sedit è punto di riferimento nella produzione e nel commercio di tavoli, sedie e complementi d'arredo. Pietro Barollo, CEO dell'azienda, crede fermamente nei valori del Made in Italy e nella forza delle partnership con altre aziende del territorio: «Sedit è una realtà con sede, mani e cuore in Italia. Questo si traduce in una produzione tutta italiana in cui la passione per il nostro lavoro, il gusto per il bello, la tecnica consolidata e la sinergia con altre imprese concorrono per dare forma a prodotti personalizzati e di qualità».

Since 2003, Sedit has been setting the benchmark when it comes to manufacturing tables, chairs and other pieces of furniture. Pietro Barollo, CEO of the company, believes strongly in the value of "made in Italy" products and the power of partnerships with other local businesses: "Sedit has its hands, heart and headquarters all in Italy. This means we offer 100% Italian production. We put passion into what we do, we have a taste for aesthetics, and we have consolidated technical knowledge and synergies with other companies. This ensures we create high-quality, customised products."



Tavoli Tables

Sail p.28



Wave p.40



Silver p.48



Baltik p.60



Vela p.76



Tiffany p.90



Ikarus p.100



Origami p.104



Building p.114



Tavoli Tables

Zoe rettangolare p.126



Zoe tondo p.130



Boston p.136



Focus p.140



Raw p.148



Giò p.152



Space p.158



Evolution p.168



Movida p.174



Tavoli Tables

Olimpo p.180



Bamboo p.188



Oscar p.192



Strong p.196



Consolle e trasformabili

Console and convertible

Fiesta p.202



Giravolta p.208



Single p.210



Vision p.212



Wind p.214



Sedie Chairs

Arisa p.218



Chicco p.220



Cloe p.222



Lilium p.224



Luna p.226



Carol p.228



Home p.230



Twist p.232



Sofia p.234



Megan p.236



Havana p.238



Astoria p.240



Nora p.242



Vittoria p.244



Asia p.246



Roxy p.250



Tequila p.252



Moon p.254



Paris p.256



Paris bicolor p.258



Sedie Chairs

Elena p.262



Diva p.264



Abba p.266



Alice p.268



Ofra p.270



Gaia p.272



Zenda p.274



Sara p.276



Lula p.278



Lucrezia p.280



Camilla p.282



Adele p.282



Eva p.284



Lea p.286



Poltroncine Armchairs

Arisa p.292



Carol p.294



Paris p.296



Sofia p.298



Lucrezia p.300



Lilium p.302



Chicco p.304



Sgabelli Stools

Arisa p.308



Carol p.310



Paris p.312



Elena p.314



Fez p.316



Bridge p.318



Sara p.320



Clio p.322



July p.324



Lucrezia p.326



Diva p.328



Campus p.330



Tavoli

fissi o allungabili con diversi sistemi di apertura

Fixed and extending tables with different opening mechanisms

Qualunque sia la sua forma, dimensione e finitura, ogni tavolo è un vero e proprio luogo di convivialità. Il design lo rende riconoscibile, le misure lo adattano allo spazio e i materiali ne caratterizzano lo stile: attorno ad un tavolo, persone, piatti e conversazioni si incontrano, si sovrappongono o si alternano seguendo il ritmo armonico dello stare insieme.

Whatever its shape, size or finish, every table provides the perfect place for hosting convivial gatherings. The design makes it unmistakable, the size options ensure it fits your space, and the materials set the style: people, plates and conversation come together around a table, overlapping or alternating to the harmonious rhythm of shared company.

Up system binario scorrevole e alzabile


Up system
sliding, liftable track

Due allunghe sono poste sotto il piano del tavolo, alle estremità di un binario scorrevole. Per allungare il tavolo è necessario far scorrere il binario verso l'esterno e alzarlo leggermente: in questo modo le allunghe escono e si posizionano a filo del piano principale. Un sistema molto pratico che permette di prolungare il tavolo senza rinunciare allo stile.

Two extension leaves are located under the table top at the ends of a sliding track. To extend the table, simply slide the track out and lift it slightly: this releases the extensions, which lock into place flush with the main table top. This highly practical system allows you to extend the table without compromising on style.

TAVOLI DISPONIBILI CON UP SYSTEM
TABLES AVAILABLE WITH UP SYSTEM

WAVE	p.40
SILVER	p.48
BALTIK	p.60
VELA	p.76
TIFFANY	p.90
IKARUS	p.100
ORIGAMI	p.104
BUILDING	p.108



Book system apertura telescopica del piano

Easy Book system
telescoping top opening

Il movimento ricorda quello dell'apertura di un cassetto: il piano del tavolo si apre lateralmente tramite un meccanismo scorrevole e al suo interno è riposta, agganciata e ripiegata "a libro" l'allunga. A questo punto, è sufficiente aprire anche l'allunga per ottenere un tavolo con più posti a sedere per i propri ospiti.

The movement is akin to opening a drawer: the end of the table top opens out on a sliding mechanism and houses the extension leaves, which are attached and folded like a book. At this point, simply open out the leaves to extend the table to seat more guests.

TAVOLI DISPONIBILI CON BOOK SYSTEM
TABLES AVAILABLE WITH BOOK SYSTEM

SILVER	p.48
BALTIK	p.60
VELA	p.76
TIFFANY	p.90
ORIGAMI	p.104



Easy Book system apertura telescopica con allunga a libro

Il piano del tavolo si apre centralmente con gamba telescopica e al suo interno è riposta, agganciata e ripiegata "a libro" l'allunga. Con pochi semplici gesti riusciamo così ad allungare il nostro tavolo per poter aggiungere posti a sedere.

The table top opens in the middle on a telescoping leg and houses the extension leaves, which are attached and folded like a book. So it takes just a few simple steps to extend our table to seat more people.

Easy Book system
telescoping extension
with butterfly leaf

TAVOLI DISPONIBILI CON EASY BOOK SYSTEM
TABLES AVAILABLE WITH EASY BOOK SYSTEM

GIÒ p.152
OLIMPO p.180



Easy system apertura telescopica con apertura manuale

Easy system
telescoping extension
with manual opening

Il piano del tavolo si apre centralmente con gamba telescopica e al suo interno sono posizionate le allunghe che vanno posizionate manualmente.

The table top opens in the middle on a telescoping leg and houses the extension leaves, which you can then position by hand.

TAVOLI DISPONIBILI CON EASY SYSTEM
TABLES AVAILABLE WITH EASY SYSTEM

FOCUS p. 140



One system staffe estraibili con allunghe esterne

**One system
pull-out brackets with external extensions**

Due staffe per lato sono poste sotto il piano del tavolo e, all'occorrenza, escono con un movimento scorrevole. Le allunghe vengono appoggiate e agganciate sopra le guide ma, nel momento in cui non sono necessarie, vengono tolte per essere custodite in uno spazio a piacere, mentre le staffe rientrano. In pochi e semplici step, il tavolo aumenta di dimensioni e di stile.

Two brackets are located on each side under the table top and can be slid out when required. The extension leaves are designed to slot securely into place on top of the runners. When they are no longer needed, they can be removed and stored in your chosen location, while the brackets slide back in. Give the size and style of your table a boost in just a few simple steps.

TAVOLI DISPONIBILI CON ONE SYSTEM TABLES AVAILABLE WITH ONE SYSTEM

SAIL	p.28
WAVE	p.40
SILVER	p.48
BALTIK	p.60
VELA	p.76
TIFFANY	p.90
IKARUS	p.100
ORIGAMI	p.104
BUILDING	p.114
ZOE	p.126
RAW	p.148



Plus system apertura telescopica del piano

Plus system
telescopic top opening

Il movimento ricorda quello dell'apertura di un cassetto: il piano del tavolo si apre lateralmente tramite un meccanismo scorrevole e al suo interno è riposta, agganciata e ripiegata "a libro" l'allunga. A questo punto, è sufficiente aprire anche l'allunga per ottenere un tavolo con più posti a sedere per i propri ospiti.

The movement resembles opening a drawer in that the table top pulls out sideways thanks to a sliding mechanism. The extension leaf is folded away and fastened on the inside. Simply open out the leaf to create more seats at the table for your guests.

TAVOLI DISPONIBILI CON PLUS SYSTEM
TABLES AVAILABLE WITH PLUS SYSTEM

VELA p.76
ZOE p.126



Cross system apertura telescopica della struttura

**Cross system
telescopic frame opening**

Con questa tipologia di apertura, l'intera struttura si apre lateralmente con un movimento scorrevole e all'interno del tavolo si trovano le allunghe per completare il piano. Una volta estratte e posizionate sopra le guide, le allunghe permettono di estendere il tavolo in più misure, a seconda di quanti piani aggiuntivi sono disponibili. Un sistema molto flessibile, che permette di scegliere di quanto allungare il tavolo.

With this type of opening mechanism, the full table frame opens out sideways in a sliding motion. The extensions leaves can be found inside, to complete the table top. Once extracted and positioned on top of the guides, the extension leaves can be used to extend the table to different sizes, depending on how many extension leaves are available. This flexible system allows you to choose how far you want to extend your table.

TAVOLI DISPONIBILI CON CROSS SYSTEM
TABLES AVAILABLE WITH CROSS SYSTEM

SPACE p.158
EVOLUTION p.168
MOVIDA p.174
OSCAR p.192



Sail

TAVOLO SAIL - FISSO - L. 260 P. 120 CM
STRUTTURA METALLO ANTRACITE 160, INSERTO
CENTRALE CAT. B ECOPELLE VINTAGE 107, PIANO IN
URBAN MARBLE LUCIDO 034, SEDIE CAROL STRUTTURA
METALLO ANTRACITE 160 RIVESTIMENTO CAT. B
ECOPELLE VINTAGE 107 BORDINO CAT. ONE ECOPELLE
BLOOM 5.

SAIL TABLE - FIXED - L. 260 D 120 CM
METAL FRAME COL. ANTHRACITE 160, CENTRAL INSERT
CAT. B IMITATION LEATHER VINTAGE 107, POLISHED
URBAN MARBLE 034 TOP, CAROL CHAIRS METAL FRAME
COL. ANTHRACITE 160 UPHOLSTERY CAT. B IMITATION
LEATHER VINTAGE 107 PIPING CAT. ONE IMITATION
LEATHER BLOOM 5.



Sail

TAVOLO SAIL - FISSO - L. 260 P. 120 CM
STRUTTURA METALLO ANTRACITE 160, INSERTO
CENTRALE CAT. B ECOPELLE VINTAGE 107, PIANO
IN CERAMICA URBAN MARBLE 034. SEDIE CAROL
STRUTTURA METALLO ANTRACITE 160 RIVESTIMENTO
CAT. B ECOPELLE VINTAGE 107 BORDINO CAT. ONE
ECOPELLE BLOOM 5.

SAIL TABLE - FIXED - L 260 D 120 CM
METAL FRAME COL. ANTHRACITE 160, CENTRAL INSERT
CAT. B IMITATION LEATHER VINTAGE 107, URBAN MARBLE
034 CERAMIC TOP, CAROL CHAIRS METAL FRAME
COL. ANTHRACITE 160 UPHOLSTERY CAT. B IMITATION
LEATHER VINTAGE 107 PIPING CAT. ONE IMITATION
LEATHER BLOOM 5.



Sail

TAVOLO SAIL - FISSO - L. 260 P. 120 CM
STRUTTURA METALLO ANTRACITE 160 CON INSERTO
CENTRALE IN CAT. B ECOPELLE VINTAGE 107, PIANO
IN PORCELLANA NERO GRECO LUCIDO 043. SEDIE
PARIS BICOLOR STRUTTURA METALLO ANTRACITE 160
RIVESTIMENTO SEDUTA CAT. ONE EASY 20 RETRO DELLO
SCHIENALE CAT. B ECOPELLE VINTAGE 107.

SAIL TABLE - FIXED - L 260 D 120 CM
METAL FRAME COL. ANTHRACITE 160 WITH CENTRAL
INSERT IN CAT. B IMITATION LEATHER VINTAGE 107.
POLISHED NERO GRECO 043 PORCELAIN TOP. PARIS
BICOLOR CHAIRS METAL FRAME COL. ANTHRACITE
160 SEAT UPHOLSTERY CAT. ONE EASY 20 REAR OF
BACKREST CAT. B IMITATION LEATHER VINTAGE 107.



Sail

TAVOLO SAIL - FISSO - L. 260 P. 120 CM
STRUTTURA METALLO ANTRACITE 160 CON INSERTO
CENTRALE IN CAT. CAT. B ECOPELLE VINTAGE 107.
PIANO IN PORCELLANA NERO GRECO LUCIDO 043.

SAIL TABLE - FIXED - L 260 D 120 CM
METAL FRAME COL. ANTHRACITE 160 WITH CENTRAL
INSERT IN CAT. B IMITATION LEATHER VINTAGE 107.
POLISHED NERO GRECO 043 PORCELAIN TOP.



Sail

TAVOLO SAIL - FISSO - L. 260 P. 120 CM
STRUTTURA METALLO BRONZO 165 CON INSERTO
CENTRALE CAT. B ECOPELLE VINTAGE 102. PIANO
VETRO TRASPARENTE 320. SEDIE E POLTRONE ARISA
STRUTTURA IN METALLO FANGO 161 RIVESTIMENTO
CAT. B ECOPELLE VINTAGE 102.

SAIL TABLE - FIXED - L 260 D 120 CM
METAL FRAME COL. BRONZE 165 WITH CENTRAL INSERT
CAT. B IMITATION LEATHER VINTAGE 102. GLASS TOP
COL. CLEAR 320. ARISA CHAIRS AND ARMCHAIRS METAL
FRAME COL. MUD 161 UPHOLSTERY CAT. B IMITATION
LEATHER VINTAGE 102.




Sail

FINITURE STRUTTURA / FRAME FINISHES

METALLI / METALS


best sellers

optional




FINITURE PIANO / TOP FINISHES


MATERICI / TEXTURED



LEGNO / WOOD




VETRO / GLASS



CERAMICA PREMIUM



CERAMICA ELEGANCE




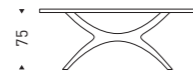
MISURE DISPONIBILI / AVAILABLE SIZES

SAIL FISSO

RETTANGOLARE
180x100 cm
200x100 cm
220x100 cm
240x100 cm
260x100 cm

BOTTE
180x110 cm
200x110 cm
220x120 cm
240x120 cm
260x120 cm


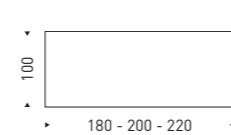
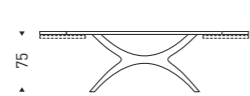
Ceramica Elegance L 110 e L 120 disponibile solo per Urban Marble 034 e Amani 035.
Ceramica Elegance for 110 cm and 120 cm width table available only for Urban Marble 034 and Amani 035.



SAIL ONE SYSTEM p. 22

180x100 (50+50) cm
200x100 (50+50) cm
220x100 (50+50) cm

Vetro, Oxide bianco e Oxide nero non disponibili per apertura One System.
Glass, Oxide bianco and Oxide nero not on option for One System extending tables.



TAVOLO SAIL - FISSO - L. 260 P. 120 CM
STRUTTURA METALLO BRONZO 165 CON INSERTO CENTRALE CAT. B ECOPELLE VINTAGE 102.
PIANO VETRO TRASPARENTE 320.

SAIL TABLE - FIXED - L. 260 D. 120 CM
METAL FRAME COL. BRONZE 165 WITH CENTRAL INSERT CAT. B IMITATION LEATHER VINTAGE 102.
GLASS TOP COL. CLEAR 320.

Wave

TAVOLO WAVE - FISSO - L. 220 P. 100 CM
STRUTTURA BRONZO 165, PIANO LEGNO ROVERE
CARBONE 117, SEDIE HAVANA STRUTTURA METALLO
ANTRACITE 160, RIVESTIMENTO CAT. 1/ONE ECOPELLE
BLOOM 4.

FIXED - WAVE TABLE W. 220 D. 100 CM
BRONZE 165 FRAME, CHARCOAL OAK 117 WOOD TOP.
HAVANA CHAIRS, ANTHRACITE 160 METAL FRAME,
UPHOLSTERY CAT. 1/ONE BLOOM 4 ECO-LEATHER.



Wave

TAVOLO WAVE - UP SYSTEM - L. 220 P. 100 CM
STRUTTURA METALLO BIANCO GESSO 121, PIANO
CERAMICA CALACATTA ORO VENATO LUCIDO 040.
SEDIE SARA STRUTTURA METALLO BIANCO GESSO 121,
RIVESTIMENTO CAT. 1/ONE ECOPELLE BLOOM 7.

WAVE TABLE - UP SYSTEM - W. 220 D. 100 CM
CHALK WHITE 121 METAL FRAME, GLOSS VEINED GOLD
CALACATTA CERAMIC TOP 040.
SARA CHAIRS, CHALK WHITE 121 METAL FRAME,
UPHOLSTERY CAT. 1/ONE BLOOM 7 ECO-LEATHER.



Wave

TAVOLO WAVE - UP SYSTEM - L. 220 P. 100 CM
STRUTTURA METALLO ANTRACITE 160,
PIANO CERAMICA CALACATTA ORO VENATO LUCIDO 040.
SEDIE DIVA STRUTTURA METALLO ANTRACITE 160,
RIVESTIMENTO CAT. B ECOPELLE VINTAGE 1015.

WAVE TABLE - UP SYSTEM - W. 220 D. 100 CM
ANTHRACITE 160 METAL FRAME, CALACATTA CERAMIC
TOP 040.
DIVA CHAIRS, ANTHRACITE 160 METAL FRAME,
UPHOLSTERY CAT. B VINTAGE 1015 ECO-LEATHER.




Wave

FINITURE STRUTTURA / FRAME FINISHES

METALLI / METALS


best sellers

optional




FINITURE PIANO / TOP FINISHES

MATERICI / TEXTURED



Fisso, OneSystem. e Up System.
Fixed, One system and Up System.

LEGNO / WOOD



Fisso e One System.
Fixed and One System.

CERAMICA PREMIUM



One System.
One System.

Fisso e Up System.
Fixed and Up System.

CERAMICA ELEGANCE

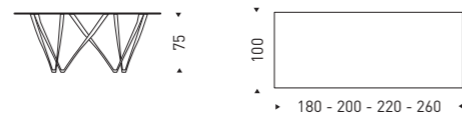


One System.
One System.

Fisso e Up System.
Fixed and Up System.

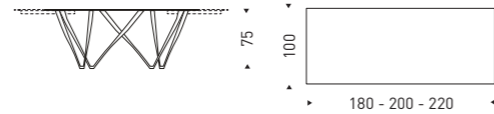
MISURE DISPONIBILI / AVAILABLE SIZES

WAVE 180x100 cm
FISSO 200x100 cm
220x100 cm
260x100 cm



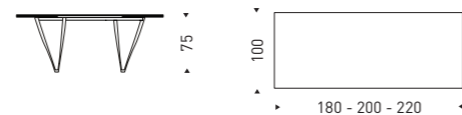
WAVE 180x100 (50+50) cm
ONE 200x100 (50+50) cm
SYSTEM 220x100 (50+50) cm
p. 22

Vetro, Oxide bianco e Oxide nero non disponibili per apertura One System
Glass, Oxide bianco and Oxide nero not on option for One System extending tables




WAVE 180x100 (50+50) cm
UP 200x100 (50+50) cm
SYSTEM 220x100 (50+50) cm
p. 14

Disponibile solo in finitura materico e ceramica
Only available in textured and ceramic finish



TAVOLO WAVE - ONE SYSTEM - L. 180 P. 100 CM
STRUTTURA METALLO BIANCO GESSO 121,
PIANO MATERICO ROVERE NODATO CHIARO 113.
SEDIE GAIA STRUTTURA METALLO BIANCO GESSO 121,
RIVESTIMENTO IN CAT. A BOSTON WATER GREEN.

WAVE TABLE - ONE SYSTEM - W. 180 D. 100 CM
CHALK WHITE 121 METAL FRAME, LIGHT KNOTTED
TEXTURED OAK 113 TOP.
GAIA CHAIRS, CHALK WHITE 121 METAL FRAME,
UPHOLSTERY IN CAT. A BOSTON WATER GREEN.



Silver

TAVOLO SILVER - UP SYSTEM - L. 180/280 P. 100 CM
STRUTTURA METALLO BRONZO 165, PIANO CERAMICA
EMPERADOR LUCIDO 042, SEDIE LILIUM STRUTTURA
METALLO FANGO 161 RIVESTIMENTO CAT. B ECOPELLE
VINTAGE 102.

SILVER TABLE - UP SYSTEM - L. 180/280 D. 100 CM
METAL FRAME COL. BRONZE 165, POLISHED
EMPERADOR CERAMIC TOP FINISH 042, LILIUM CHAIRS
METAL FRAME COL. MUD 161 UPHOLSTERY CAT. B
IMITATION LEATHER VINTAGE 102.



Silver

TAVOLO SILVER - UP SYSTEM - L. 180/280 P. 100 CM
STRUTTURA METALLO BRONZO 165. PIANO CERAMICA
EMPERADOR LUCIDO 042. SEDIE LILIUM STRUTTURA
METALLO FANGO 161 RIVESTIMENTO CAT. B ECOPELLE
VINTAGE 102.

SILVER TABLE - UP SYSTEM - L 180/280 D 100 CM
METAL FRAME COL. BRONZE 165. POLISHED
EMPERADOR CERAMIC TOP FINISH 042. LILIUM
CHAIRS METAL FRAME COL. MUD 161 UPHOLSTERY
CAT. B IMITATION LEATHER VINTAGE 102.



Silver

TAVOLO SILVER - ONE SYSTEM - L. 200/300 P. 100 CM
STRUTTURA METALLO ANTRACITE 160. PIANO NERO
GRECO LUCIDO 043. SEDIE CAROL STRUTTURA
METALLO ANTRACITE 160 RIVESTIMENTO CAT. A
BOSTON CEMENT BORDINO IN CAT. ONE ECOPELLE
ANTRACITE BLOOM 7.

SILVER TABLE - ONE SYSTEM - L. 200/300 D 100 CM
METAL FRAME COL. ANTHRACITE 160. POLISHED
NERO GRECO 043 TOP. CAROL CHAIRS METAL FRAME
COL. ANTHRACITE 160 UPHOLSTERY CAT. A BOSTON
CEMENT PIPING IN CAT. ONE IMITATION LEATHER
BLOOM 7 COL. ANTHRACITE.



Silver

TAVOLO SILVER - ONE SYSTEM - L. 200/300 P. 100 CM
STRUTTURA METALLO ANTRACITE 160. PIANO NERO
GRECO LUCIDO 043. SEDIE CAROL STRUTTURA
METALLO ANTRACITE 160 RIVESTIMENTO CAT. A
BOSTON CEMENT BORDINO IN CAT. ONE ECOPELLE
ANTRACITE BLOOM 7.

SILVER TABLE - ONE SYSTEM - L. 200/300 D 100 CM
METAL FRAME COL. ANTHRACITE 160. POLISHED
NERO GRECO 043 TOP. CAROL CHAIRS METAL FRAME
COL. ANTHRACITE 160 UPHOLSTERY CAT. A BOSTON
CEMENT PIPING IN CAT. ONE IMITATION LEATHER
BLOOM 7 COL. ANTHRACITE.



Silver

TAVOLO SILVER - BOOK SYSTEM
L. 180/240/300 P. 100 CM
STRUTTURA METALLO ANTRACITE 160. PIANO E
ALLUNGHE MATERICO CEMENTO CAVA 118. SEDIE ARISA
STRUTTURA METALLO ANTRACITE 160 SEDUTA CAT. A
BOSTON LIGHT GREY.

SILVER TABLE - BOOK SYSTEM
L. 180/240/300 D. 100 CM
METAL FRAME COL. ANTHRACITE 160. TOP AND
EXTENSION LEAVES IN TEXTURED FINISH COL. QUARRY
CEMENT 118. ARISA CHAIRS METAL FRAME COL.
ANTHRACITE 160 SEAT CAT. A BOSTON LIGHT GREY.




Silver

FINITURE STRUTTURA / FRAME FINISHES

METALLI / METALS


best sellers

optional




FINITURE PIANO / TOP FINISHES

MATERICI / TEXTURED



Fisso, Book System, One System e Up System.
Fixed, Book System, One System and Up System.


LEGNO / WOOD



Fisso e One System.
Fixed and One System.

Disponibile solo per tavolo fisso e con sistema di apertura One System. Legno non disponibile per piani a botte.
Only an option for fixed tables and One System extending tables. Wood not on option for botte tops.

VETRO / GLASS



Fisso e Up System.
Fixed and Up System.


CERAMICA PREMIUM



One System.
One System.

Fisso, Book System e Up System.
Fixed, Book System and Up System.

CERAMICA ELEGANCE



One System.
One System.

Fisso, Book System e Up System.
Fixed, Book System and Up System.

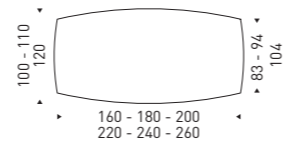
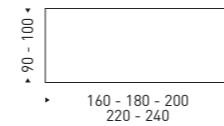
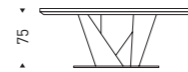
MISURE DISPONIBILI / AVAILABLE SIZES

SILVER FISSO

RETTANGOLARE
160x90 cm
180x100 cm
200x100 cm
220x100 cm
240x100 cm
260x100 cm

BOTTE
160x100 cm
180x110 cm
200x110 cm
220x120 cm
240x120 cm
260x120 cm


Ceramica Elegance L 110 e L 120 disponibile solo per Urban Marble 034 e Amani 035.
Ceramica Elegance for 110 cm and 120 cm width table available only for Urban Marble 034 and Amani 035.



SILVER UP SYSTEM p. 14

160x90 (40+40) cm
180x100 (50+50) cm
200x100 (50+50) cm
220x100 (50+50) cm


Disponibile solo in finitura materico, ceramica e vetro trasparente/fumè.
Only available in textured, ceramic and glass finish.



SILVER BOOK SYSTEM p. 16

160x90 (50+50) cm
180x100 (60+60) cm


Disponibile solo in materico e ceramica.
Only available in textured and ceramic finish.



SILVER ONE SYSTEM p. 22

160x90 (50+50) cm
180x100 (50+50) cm
200x100 (50+50) cm
220x100 (50+50) cm

Vetro, Oxide bianco e Oxide nero non disponibili per apertura One System.
Glass, Oxide bianco and Oxide nero not on option for One System extending tables.



TAVOLO SILVER - BOOK SYSTEM - L. 180/240/300 P. 100 CM
STRUTTURA METALLO ANTRACITE 160. PIANO E ALLUNGHE
MATERICO CEMENTO CAVA 118. SEDIE ARISA STRUTTURA
METALLO ANTRACITE 160 SEDUTA CAT. A BOSTON LIGHT GREY.

SILVER TABLE - BOOK SYSTEM L 180/240/300 D 100 CM
METAL FRAME COL. ANTHRACITE 160. TOP AND EXTENSION
LEAVES IN TEXTURED FINISH COL. QUARRY CEMENT 118. ARISA
CHAIRS METAL FRAME COL. ANTHRACITE 160 SEAT CAT. A
BOSTON LIGHT GREY.

Baltik

TAVOLO BALTIK - FISSO - L. 260 P. 120 CM
STRUTTURA METALLO ANTRACITE 160. PIANO CERAMICA
AMANI 035 LUCIDA. SEDIE PARIS BICOLOR STRUTTURA
METALLO ANTRACITE 160 RIVESTIMENTO SEDUTA
CAT. ONE EASY 20 RETRO DELLO SCHIENALE CAT. B
ECOPELLE VINTAGE 107.

BALTIK TABLE - FIXED - L 260 D 120 CM
METAL FRAME COL. ANTHRACITE 160. POLISHED AMANI
035 CERAMIC TOP. PARIS BICOLOR CHAIRS METAL
FRAME COL. ANTHRACITE 160 SEAT UPHOLSTERY CAT.
ONE EASY 20 REAR OF BACKREST CAT. B IMITATION
LEATHER VINTAGE 107.



Baltik

TAVOLO BALTIK - FISSO - L. 260 P. 120 CM
STRUTTURA METALLO ANTRACITE 160.
PIANO CERAMICA AMANI 035 LUCIDA.

BALTIK TABLE - FIXED - L 260 D 120 CM
METAL FRAME COL. ANTHRACITE 160.
POLISHED AMANI 035 CERAMIC TOP.



Baltik

TAVOLO BALTİK - BOOK SYSTEM
L. 180/240/300 P. 100 CM
STRUTTURA IN METALLO FANGO 161. PIANO CERAMICA
EMPERADOR 042 LUCIDO. SEDIE LILIUM STRUTTURA
IN METALLO FANGO 161 RIVESTIMENTO CAT. B
ECOPELLE VINTAGE 102.

BALTİK TABLE - BOOK SYSTEM
L 180/240/300 D 100 CM
METAL FRAME COL. MUD 161. POLISHED EMPERADOR
042 CERAMIC TOP FINISH. LILIUM CHAIRS METAL
FRAME COL. MUD 161 UPHOLSTERY CAT. B IMITATION
LEATHER VINTAGE 102.



Baltik

TAVOLO BALTIK - BOOK SYSTEM
L. 180/240/300 P. 100 CM
STRUTTURA IN METALLO FANGO 161. PIANO CERAMICA
EMPERADOR 042 LUCIDO. SEDIE LILIUM STRUTTURA
IN METALLO FANGO 161 RIVESTIMENTO CAT. B
ECOPELLE VINTAGE 102.

BALTIK TABLE - BOOK SYSTEM
L 180/240/300 D 100 CM
METAL FRAME COL. MUD 161. POLISHED EMPERADOR
042 CERAMIC TOP FINISH. LILIUM CHAIRS METAL
FRAME COL. MUD 161 UPHOLSTERY CAT. B IMITATION
LEATHER VINTAGE 102.



Baltik

TAVOLO BALTIC - UP SYSTEM - L. 180/280 P. 100 CM
STRUTTURA METALLO ANTRACITE 160, PIANO
CERAMICA NERO GRECO LUCIDO 043, POLTRONE
CAROL STRUTTURA METALLO ANTRACITE 160
RIVESTIMENTO CAT. B ECOPELLE VINTAGE 1009 CON
BORDINO IN ECOPELLE GRAFITE BLOOM 7.

BALTIC TABLE - UP SYSTEM - L. 180/280 D. 100 CM
METAL FRAME COL. ANTHRACITE 160, POLISHED NERO
GRECO 043 CERAMIC TOP, CAROL ARMCHAIRS METAL
FRAME COL. ANTHRACITE 160 UPHOLSTERY CAT. B
IMITATION LEATHER VINTAGE 1009 WITH PIPING IN
IMITATION LEATHER BLOOM 7 COL. GRAPHITE.



Baltik

TAVOLO BALTIK - UP SYSTEM - L. 180/280 P. 100 CM
STRUTTURA METALLO ANTRACITE 160. PIANO
CERAMICA NERO GRECO LUCIDO 043. SEDIA CAROL
STRUTTURA METALLO ANTRACITE 160 SEDUTA CAT. A
BOSTON CEMENT BORDINO IN CAT. ONE ECOPELLE
ANTRACITE BLOOM 7.

BALTIK TABLE - UP SYSTEM - L 180/280 D 100 CM
METAL FRAME COL. ANTHRACITE 160. POLISHED
NERO GRECO 043 CERAMIC TOP. CAROL CHAIR METAL
FRAME COL. ANTHRACITE 160 SEAT CAT. A BOSTON
CEMENT PIPING IN CAT. ONE IMITATION LEATHER
BLOOM 7 COL. ANTHRACITE.



Baltik

TAVOLO BALTIK - FISSO - L. 260 P. 120 CM
STRUTTURA IN METALLO ANTRACITE 160. PIANO IN
VETRO FUMÉ 363. SEDIE ROXY STRUTTURA IN METALLO
ANTRACITE 160. RIVESTIMENTO CAT. A BOSTON LIGHT
GREY.

BALTIK TABLE - FIXED - L 260 D 120 CM
METAL FRAME COL. ANTHRACITE 160. GLASS TOP
COL. SMOKED 363. ROXY CHAIRS METAL FRAME COL.
ANTHRACITE 160. UPHOLSTERY CAT. A BOSTON LIGHT
GREY.




Baltik

FINITURE STRUTTURA / FRAME FINISHES

METALLI / METALS


best sellers

optional




FINITURE PIANO / TOP FINISHES

MATERICI / TEXTURED



Fisso, Book System, One System e Up System.
Fixed, Book System, One System and Up System.


LEGNO / WOOD



Fisso e One System.
Fixed and One System.

Disponibile solo per tavolo fisso e con sistema di apertura One System. Legno non disponibile per piani a botte.
Only an option for fixed tables and One System extending tables. Wood not on option for botte tops.

VETRO / GLASS



Fisso e Up System.
Fixed and Up System.

CERAMICA PREMIUM



One System.
One System.

Fisso, Book System e Up System.
Fixed, Book System and Up System.

CERAMICA ELEGANCE



One System.
One System.

Fisso, Book System e Up System.
Fixed, Book System and Up System.

MISURE DISPONIBILI / AVAILABLE SIZES

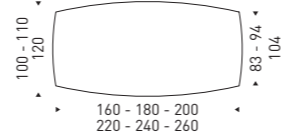
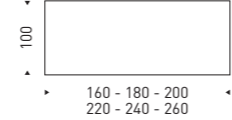
BALTIK FISSO

RETTANGOLARE
180x100 cm
200x100 cm
220x100 cm
240x100 cm
260x100 cm

BOTTE
180x110 cm
200x110 cm
220x120 cm
240x120 cm
260x120 cm

Ceramica Elegance L 110 e L 120 disponibile solo per Urban Marble 034 e Amani 035.
Ceramica Elegance for 110 cm and 120 cm width table available only for Urban Marble 034 and Amani 035.

75




BALTIK UP SYSTEM

p. 14

160x90 (40+40) cm
180x100 (50+50) cm
200x100 (50+50) cm
220x100 (50+50) cm

Disponibile solo in finitura materico, ceramica e vetro trasparente/fumè.
Only available in textured, ceramic and glass finish.

75




BALTIK BOOK SYSTEM

p. 16

160x90 (50+50) cm
180x100 (60+60) cm

Disponibile solo in materico e ceramica.
Only available in textured and ceramic finish.

75




BALTIK ONE SYSTEM

p. 22

160x90 (50+50) cm
180x100 (50+50) cm
200x100 (50+50) cm
220x100 (50+50) cm

Vetro, Oxide bianco e Oxide nero non disponibili per apertura One System.
Glass, Oxide bianco and Oxide nero not on option for One System extending tables.

75



TAVOLO BALTIK - FISSO - L. 260 P. 120 CM
STRUTTURA IN METALLO ANTRACITE 160.
PIANO VETRO FUMÈ 363.

BALTIK TABLE - FIXED - L 260 D 120 CM
METAL FRAME COL. ANTHRACITE 160.
GLASS TOP COL. SMOKED 363.

Vela

TAVOLO VELA - PLUS SYSTEM - L. 200 P. 100 CM
STRUTTURA METALLO ANTRACITE 160,
PIANO CERAMICA OXIDE NERO 031.
SEDIE CHICCO, STRUTTURA METALLO
ANTRACITE 160, RIVESTIMENTO CAT. 1/ONE
EASY 9.

VELA TABLE - PLUS SYSTEM - W. 200 D. 100 CM
ANTHRACITE 160 METAL FRAME, BLACK OXIDE
031 CERAMIC TOP.
CHICCO CHAIRS, ANTHRACITE 160 METAL
FRAME, UPHOLSTERY CAT. 1/ONE EASY 9.



TAVOLO VELA - PLUS SYSTEM - L. 200 P. 100 CM
STRUTTURA METALLO ANTRACITE 160,
PIANO CERAMICA OXIDE NERO 031.
SEDIE CHICCO, STRUTTURA METALLO ANTRACITE 160,
RIVESTIMENTO CAT. 1/ONE EASY 9.

VELA TABLE - PLUS SYSTEM - W. 200 D. 100 CM
ANTHRACITE 160 METAL FRAME, BLACK OXIDE 031
CERAMIC TOP.
CHICCO CHAIRS, ANTHRACITE 160 METAL FRAME,
UPHOLSTERY CAT. 1/ONE EASY 9.



Vela

TAVOLO VELA - PLUS SYSTEM - L. 200 P. 100 CM
STRUTTURA METALLO ANTRACITE 160,
PIANO CERAMICA OXIDE NERO 031.
SEDIE CHICCO, STRUTTURA METALLO
ANTRACITE 160, RIVESTIMENTO CAT. 1/ONE
EASY 9.

VELA TABLE - PLUS SYSTEM - W. 200 D. 100 CM
ANTHRACITE 160 METAL FRAME, BLACK OXIDE
031 CERAMIC TOP.
CHICCO CHAIRS, ANTHRACITE 160 METAL
FRAME, UPHOLSTERY CAT. 1/ONE EASY 9.



Vela

TAVOLO VELA - UP SYSTEM - L. 220 P. 100 CM
STRUTTURA METALLO ANTRACITE 160,
PIANO CERAMICA NOIR DESIR LUCIDO 041.
SEDIE PARIS, STRUTTURA METALLO ANTRACITE 160,
RIVESTIMENTO CAT. B ECOPELLE VINTAGE 103.

VELA TABLE - UP SYSTEM - W. 220 D. 100 CM
ANTHRACITE 160 METAL FRAME,
GLOSSY NOIR DESIR 041 CERAMIC TOP.
PARIS CHAIRS, ANTHRACITE 160 METAL FRAME,
UPHOLSTERY CAT. B VINTAGE 103 ECO-LEATHER.



Vela

TAVOLO VELA - FISSO - L. 220 P. 100 CM
STRUTTURA METALLO ANTRACITE 160,
PIANO LEGNO ROVERE NATURA.
SEDIE TEQUILA STRUTTURA METALLO ANTRACITE 160,
RIVESTIMENTO CAT. B ECOPELLE VINTAGE 1015.

FIXED - VELA TABLE W. 220 D. 100 CM
ANTHRACITE 160 METAL FRAME, NATURAL
OAK WOOD TOP.
TEQUILA CHAIRS, ANTHRACITE 160 METAL FRAME,
UPHOLSTERY CAT. B VINTAGE 1015 ECO-LEATHER.



Vela

TAVOLO VELA - PLUS SYSTEM - L. 180 P. 100 CM
STRUTTURA METALLO ANTRACITE 160,
PIANO MATERICO PIASENTINA 119,
SEDIE LUNA STRUTTURA METALLO ANTRACITE 160,
RIVESTIMENTO CAT. 1/ONE SELFIE 315.

VELA TABLE - PLUS SYSTEM - W. 180 D. 100 CM
ANTHRACITE 160 METAL FRAME, PIASENTINA 119
TEXTURED TOP.
LUNA CHAIRS, ANTHRACITE 160 METAL FRAME,
UPHOLSTERY CAT. 1/ONE SELFIE 315.




FINITURE STRUTTURA / FRAME FINISHES

METALLI / METALS


best sellers

optional



FINITURE PIANO / TOP FINISHES


MATERICI / TEXTURED



LEGNO / WOOD



CERAMICA ELEGANCE



CERAMICA PREMIUM

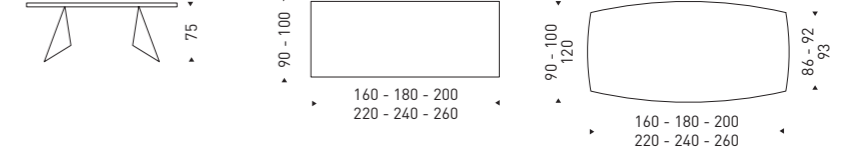


MISURE DISPONIBILI / AVAILABLE SIZES

VELA FISSO

RETTANGOLARE	BOTTE
160x90 cm	160x100 cm
180x100 cm	180x110 cm
200x100 cm	200x110 cm
220x100 cm	220x120 cm
240x100 cm	240x120 cm
260x100 cm	260x120 cm

Ceramica Elegance L 110 e L 120 disponibile solo per Urban Marble 034 e Amani 035.
Ceramica Elegance for 110 cm and 120 cm width table available only for Urban Marble 034 and Amani 035.

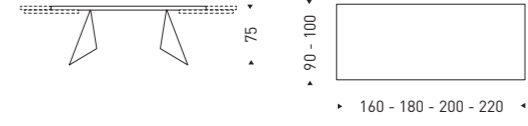


VELA ONE SYSTEM

p. 22

160x90 (50+50) cm
180x100 (50+50) cm
200x100 (50+50) cm
220x100 (50+50) cm

Oxide bianco e Oxide nero non disponibili per apertura One System.
Oxide bianco and Oxide nero not on option for One System extending tables.

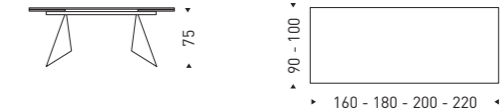


VELA UP SYSTEM

p. 14

160x90 (40+40) cm
160x90 (50+50) cm
180x100 (50+50) cm
200x100 (50+50) cm
220x100 (50+50) cm

Disponibile solo in materico e ceramica.
Only available in textured and ceramic finish.

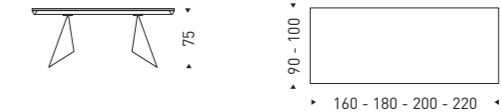


VELA PLUS SYSTEM

p. 24

160x90 (40+40) cm
180x100 (50+50) cm
200x100 (50+50) cm
220x100 (50+50) cm

Finitura legno non disponibile.
Wood finish not available.

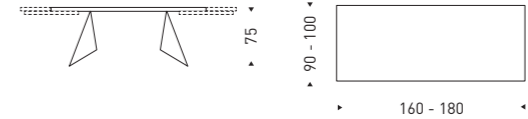


VELA BOOK SYSTEM

p. 16

160x90 (50+50) cm
180x100 (60+60) cm

Disponibile solo in materico e ceramica.
Only available in textured and ceramic finish.



Tiffany

TAVOLO TIFFANY - UP SYSTEM - L. 180/280 P. 100 CM
STRUTTURA METALLO FANGO 161. PIANO CERAMICA
EMPERADOR 042 LUCIDO. SEDIE ZENDA STRUTTURA
FANGO 161 RIVESTIMENTO CAT. B ECOPELLE VINTAGE
102.

TIFFANY TABLE - UP SYSTEM - L 180/280 D 100 CM
METAL FRAME COL. MUD 161. POLISHED EMPERADOR
042 CERAMIC TOP FINISH. ZENDA CHAIRS FRAME
COL. MUD 161 UPHOLSTERY CAT. B IMITATION LEATHER
VINTAGE 102.



Tiffany

TAVOLO TIFFANY - UP SYSTEM - L. 160/240 P. 90 CM
STRUTTURA METALLO ANTRACITE, PIANO IN NERO
GRECO LUCIDO 043. SEDIE OFRA STRUTTURA
METALLO ANTRACITE 160 RIVESTIMENTO CAT. ONE
EASY 18.

TIFFANY TABLE - UP SYSTEM - L. 160/240 D 90 CM
METAL FRAME COL. ANTHRACITE, POLISHED NERO
GRECO 043 TOP FINISH. OFRA CHAIRS METAL FRAME
COL. ANTHRACITE 160 UPHOLSTERY CAT. ONE EASY 18.



Tiffany

TAVOLO TIFFANY - UP SYSTEM - L. 160/240 P. 90 CM
STRUTTURA METALLO ANTRACITE 160. PIANO IN
NERO GRECO 043 LUCIDO. SEDIE OFRA STRUTTURA
METALLO ANTRACITE 160 RIVESTIMENTO CAT. ONE
EASY 18.

TIFFANY TABLE - UP SYSTEM - L 160/240 D 90 CM
METAL FRAME COL. ANTHRACITE 160. POLISHED NERO
GRECO 043 TOP FINISH. OFRA CHAIRS METAL FRAME
COL. ANTHRACITE 160 UPHOLSTERY CAT. ONE EASY 18.



Tiffany

TAVOLO TIFFANY - FISSO - L. 260 P. 120 CM
STRUTTURA METALLO FANGO 161. PIANO ROVERE
NODATO NATURALE 110. SEDIE ABBA STRUTTURA
FANGO 161 RIVESTIMENTO CAT. ONE SELFIE 615
BORDINO CAT. ONE ECOPELLE BEIGE BLOOM 13.

TIFFANY TABLE - FIXED - L. 260 D 120 CM
METAL FRAME COL. MUD 161. TOP IN NATURAL KNOTTY
OAK 110 FINISH. ABBA CHAIRS FRAME COL. MUD 161
UPHOLSTERY CAT. ONE SELFIE 615 PIPING CAT. ONE
IMITATION LEATHER BLOOM 13 COL. BEIGE.




Tiffany

FINITURE STRUTTURA / FRAME FINISHES

METALLI / METALS


best sellers

optional




FINITURE PIANO / TOP FINISHES

MATERICI / TEXTURED



Fisso, One System e Up System.
Fixed, One System and Up System.

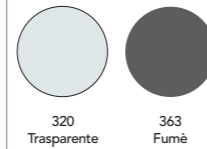
LEGNO / WOOD



Fisso e One System.
Fixed and One System.

Disponibile solo per tavolo fisso e con sistema di apertura One System. Legno non disponibile per piani a botte.
Only an option for fixed tables and One System extending tables. Wood not on option for botte tops.

VETRO / GLASS



Fisso e Up System.
Fixed and Up System.

CERAMICA PREMIUM



One System.
One System.

Fisso e Up System.
Fixed, One System and Up System.

CERAMICA ELEGANCE



One System.
One System.

Fisso e Up System.
Fixed, Book System and Up System.

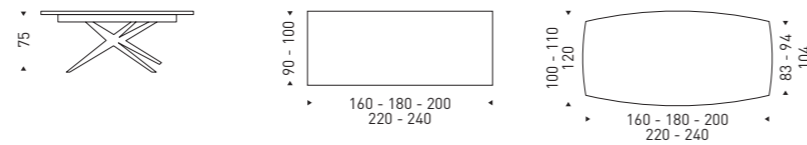
MISURE DISPONIBILI / AVAILABLE SIZES

TIFFANY FISSO

RETTANGOLARE
160x90
180x100 cm
200x100 cm
220x100 cm
240x100 cm
260x100 cm

BOTTE
160x100
180x110 cm
200x110 cm
220x120 cm
240x120 cm
260x120 cm

Ceramica Elegance L 110 e L120 disponibile solo per Urban Marble 034 e Amani 035.
Ceramica Elegance for 120 cm width table available only for Urban Marble 034 and Amani 035.

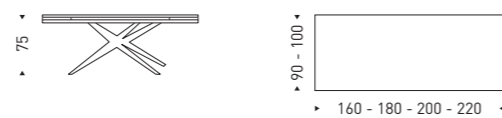


TIFFANY UP SYSTEM

p. 14

160x90 (40+40) cm
180x100 (50+50) cm
200x100 (50+50) cm
220x100 (50+50) cm

Disponibile solo in finitura materico, ceramica e vetro trasparente/fumè.
Only available in textured, ceramic and glass finish.

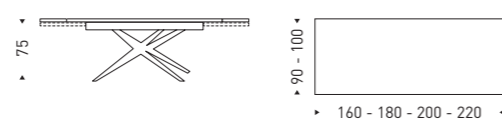


TIFFANY ONE SYSTEM

p. 22

160x90 (50+50) cm
180x100 (50+50) cm
200x100 (50+50) cm
220x100 (50+50) cm

Vetro, Oxide bianco e Oxide nero non disponibili per apertura One System.
Glass, Oxide bianco and Oxide nero not on option for One System extending tables.



TAVOLO TIFFANY - FISSO - L. 260 P. 120 CM
STRUTTURA METALLO FANGO 161. PIANO ROVERE NODATO NATURALE 110. SEDIE ABBA STRUTTURA FANGO 161 RIVESTIMENTO CAT. ONE SELFIE 615 BORDINO CAT. ONE ECOPELLE BEIGE BLOOM 13.

TIFFANY TABLE - FIXED - L. 260 D. 120 CM.
METAL FRAME COL. MUD 161. TOP IN NATURAL KNOTTY OAK 110 FINISH. ABBA CHAIRS FRAME COL. MUD 161 UPHOLSTERY CAT. ONE SELFIE 615 PIPING CAT. ONE IMITATION LEATHER BLOOM 13 COL. BEIGE.



TAVOLO IKARUS - FISSO - L. 200 P. 110 CM
STRUTTURA LACCATO ANTRACITE 160,
PIANO URBAN MARBLE 034.
SEDIE TEQUILA STRUTTURA METALLO
ANTRACITE 160, RIVESTIMENTO
CAT. B ECONABUK 13.

FIXED IKARUS TABLE W. 200 D. 110 CM
ANTHRACITE 160 LACQUERED FRAME,
URBAN MARBLE 034 TOP.
TEQUILA CHAIRS, ANTHRACITE 160 METAL
FRAME, UPHOLSTERY CAT. B 13 ECO-
NUBUCK.


Ikarus

FINITURE STRUTTURA / FRAME FINISHES

METALLI / METALS


best sellers

optional




FINITURE PIANO / TOP FINISHES

MATERICI / TEXTURED



VETRO / GLASS



CERAMICA ELEGANCE



CERAMICA PREMIUM

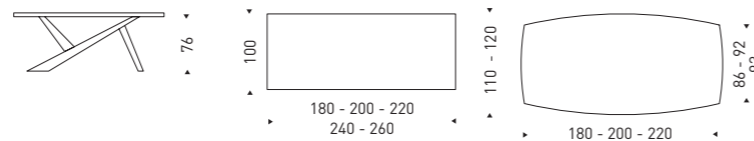


MISURE DISPONIBILI / AVAILABLE SIZES

IKARUS FISSO

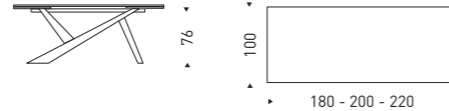
RETTANGOLARE	BOTTE
180x100 cm	180x110 cm
200x100 cm	200x110 cm
220x100 cm	220x120 cm
240x100 cm	240x120 cm
260x100 cm	260x120 cm

Ceramica Elegance L 110 e L 120 disponibile solo per Urban Marble 034 e Amani 035.
Ceramica Elegance for 110 cm and 120 cm width table available only for Urban Marble 034 and Amani 035.




IKARUS UP SYSTEM

180x100 (50+50) cm
200x100 (50+50) cm
220x100 (50+50) cm



p. 14



TAVOLO IKARUS - FISSO - L. 200 P. 110 CM
STRUTTURA LACCATO ANTRACITE 160,
PIANO CERAMICA ELEGANCE STATUARIO
BIANCO OPACO 020.
SEDIE PARIS STRUTTURA METALLO
ANTRACITE 160, RIVESTIMENTO
CAT. B ECOPELLE VINTAGE 1009.

FIXED - IKARUS TABLE W. 200 D. 110 CM
ANTHRACITE 160 LACQUERED FRAME,
CERAMICA ELEGANCE STATUARIO BIANCO
020 TOP.
PARIS CHAIRS, ANTHRACITE 160 METAL
FRAME, UPHOLSTERY CAT. B VINTAGE 1009
ECO-LEATHER.


Origami

TAVOLO ORIGAMI ALLUNGABILE L. 180 P. 100 CM
STRUTTURA **MATCH 2** METALLO ANTRACITE 160,
PIANO CERAMICA ELEGANCE AMANI 035,
SEDIE ELENA STRUTTURA METALLO ANTRACITE 160,
RIVESTIMENTO CAT. A SMILE 35.

EXTENDABLE ORIGAMI TABLE W. 180 D. 100 CM
MATCH 2 FRAME, ANTHRACITE 160 METAL,
CERAMICA ELEGANCE AMANI 035 TOP,
ELENA CHAIRS, ANTHRACITE 160 METAL FRAME,
UPHOLSTERY CAT. A SMILE 35.



Origami



Sotto il piano del tavolo è nascosto un meccanismo scorrevole telescopico: nel momento in cui le guide vengono estratte, al loro interno sono visibili le doppie allunghe, ripiegate a metà. Entrambe le allunghe si aprono "a libro" e la superficie del tavolo aumenta per accogliere più ospiti.

A sliding, telescopic mechanism is hidden under the table top. When the runners are pulled out, the two extension leaves can be found folded in half on the inside. Both leaves open out like a book to increase the surface area of the table and accommodate more guests.



Origami

TAVOLO ORIGAMI ALLUNGABILE L. 180 P. 100 CM
STRUTTURA **MATCH 5**, METALLO ANTRACITE 160 E
BORDEAUX 156, PIANO CERAMICA PIETRA PERLA 011,
SEDIE ELENA STRUTTURA METALLO ANTRACITE 160,
RIVESTIMENTO CAT. 1/ONE EASY 6.

EXTENDABLE ORIGAMI TABLE W. 180 D. 100 CM
MATCH 5 FRAME, ANTHRACITE 160 AND
BORDEAUX 156 METAL, PEARL STONE 011 CERAMIC TOP,
ELENA CHAIRS, ANTHRACITE 160 METAL FRAME, UPHOLSTERY
CAT. 1/ONE EASY 6.



Origami

MATCH THE COLOURS



STRUTTURA **MATCH 1**, METALLO BIANCO GESSO 121.
MATCH 1 FRAME, CHALK WHITE 121 METAL.



STRUTTURA **MATCH 3**, METALLO BIANCO GESSO 121 E ANTRACITE 160.
MATCH 3 FRAME, CHALK WHITE 121 AND ANTHRACITE 160 METAL.



STRUTTURA **MATCH 4**, METALLO BIANCO GESSO 121 E SALVIA 159.
MATCH 4 FRAME, CHALK WHITE 121 AND SAGE 159 METAL.

TAVOLO ORIGAMI - FISSO -
L. 180 P. 100 CM.
STRUTTURA **MATCH 6**, METALLO
ANTRACITE 160 E CARTA DA
ZUCCHERO 155.
PIANO LEGNO ROVERE NATURA.
SEDIE SOFIA RIVESTIMENTO
CAT. 1/ONE BLOOM 5.

FIXED - ORIGAMI TABLE
W. 180 D. 100 CM
MATCH 6, ANTHRACITE 160
METAL AND BLUE- GREY 155
FRAME.
NATURAL OAK WOOD TOP.
SOFIA CHAIRS, UPHOLSTERY
CAT. 1/ONE BLOOM 5.




Origami

FINITURE STRUTTURA / FRAME FINISHES

METALLI / METALS


best sellers

optional




FINITURE PIANO / TOP FINISHES

MATERICI / TEXTURED



Fisso, Book System, One System e Up System.
Fixed, Book System, one System and Up System.

LEGNO / WOOD



Fisso e One System.
Fixed and One System.

Disponibile solo per tavolo fisso e con sistema di apertura One System. Legno non disponibile per piani a botte.
Only an option for fixed tables and One System extending tables. Wood not on option for botte tops.

CERAMICA ELEGANCE



One System.
One System.

Fisso, Book System e Up System.
Fixed, Book System and Up System.

CERAMICA PREMIUM



One System.
One System.

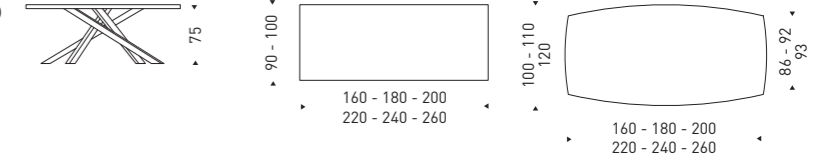
Fisso, Book System e Up System.
Fixed, Book System and Up System.

MISURE DISPONIBILI / AVAILABLE SIZES

ORIGAMI FISSO

RETTANGOLARE	BOTTE
160x90 cm	160x100 cm
180x100 cm	180x110 cm
200x100 cm	200x110 cm
220x100 cm	220x120 cm
240x100 cm	240x120 cm
260x100 cm	260x120 cm

Ceramica Elegance L 110 e L 120 disponibile solo per Urban Marble 034 e Amani 035.
Ceramica Elegance for 110 cm and 120 cm width table available only for Urban Marble 034 and Amani 035.

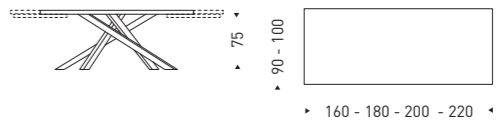


ORIGAMI UP SYSTEM

p. 14

160x90 (50+50) cm
180x100 (50+50) cm
200x100 (50+50) cm
220x100 (50+50) cm

Disponibile solo in finitura materico, ceramica.
Only available in textured and, ceramic.

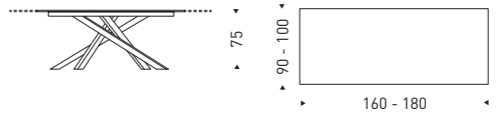


ORIGAMI BOOK SYSTEM

p. 16

160x90 (50+50) cm
180x100 (60+60) cm

Disponibile solo in materico e ceramica.
Only available in textured and ceramic finish.

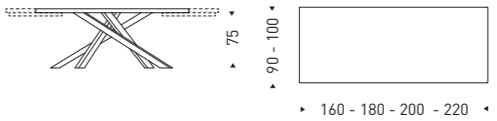


ORIGAMI ONE SYSTEM

p. 22

160x90 (50+50) cm
180x100 (50+50) cm
200x100 (50+50) cm
220x100 (50+50) cm

Oxide bianco e Oxide nero non disponibili per apertura One System.
Oxide bianco and Oxide nero not on option for One System extending tables.



Building

TAVOLO BUILDING - FISSO - L. 220 P. 100 CM
STRUTTURA METALLO CARTA DA ZUCCHERO 155,
PIANO LEGNO ROVERE CARBONE.
SEDIE HAVANA STRUTTURA METALLO ANTRACITE 160,
RIVESTIMENTO CAT. C ALLURE UNITO 100.

FIXED - BUILDING TABLE W. 220 D. 100 CM
BLUE-GREY 155 METAL FRAME, CHARCOAL OAK
WOOD TOP.
HAVANA CHAIRS, ANTHRACITE 160 METAL FRAME,
UPHOLSTERY CAT. C UNITED ALLURE 100.



Building



TAVOLO BUILDING - ONE SYSTEM - L. 220 P. 100 CM
STRUTTURA METALLO BIANCO GESSO 155,
PIANO LEGNO ROVERE NATURA.
SEDIE ASIA STRUTTURA METALLO BIANCO GESSO 121,
RIVESTIMENTO CAT. 1/ONE ECOPELLE BLOOM 1.

BUILDING TABLE - ONE SYSTEM - W. 220 D. 100 CM
CHALK WHITE 155 METAL FRAME, NATURAL OAK
WOOD TOP.
ASIA CHAIRS, CHALK WHITE 121 METAL FRAME,
UPHOLSTERY CAT. 1/ONE BLOOM 1 ECO-LEATHER.



Building

TAVOLO BUILDING - UP SYSTEM - L. 220 P. 100 CM
STRUTTURA METALLO ANTRACITE 160,
PIANO VETRO TRASPARENTE 320.
SEDIE TWIST STRUTTURA METALLO ANTRACITE 160,
RIVESTIMENTO CAT. 1/ONE ECOPELLE BLOOM 15.

BUILDING TABLE - UP SYSTEM - W. 220 D. 100 CM
ANTHRACITE 160 METAL FRAME, TRANSPARENT
GLASS TOP 320.
TWIST CHAIRS, ANTHRACITE 160 METAL FRAME,
UPHOLSTERY CAT. 1/ONE BLOOM 15 ECO-LEATHER.



Building

TAVOLO BUILDING - UP SYSTEM - L. 220 P. 100 CM
STRUTTURA METALLO ANTRACITE 160,
PIANO VETRO TRASPARENTE 320.

BUILDING TABLE - UP SYSTEM - W. 220 D. 100 CM
ANTHRACITE 160 METAL FRAME, TRANSPARENT
GLASS TOP 320.



Building

TAVOLO BUILDING - ONE SYSTEM - L. 220 P. 100 CM
STRUTTURA METALLO ANTRACITE 160, PIANO CERAMICA
STATUARIO BIANCO OPACO 020. SEDIE ASTORIA
RIVESTIMENTO CAT. 1/ONE EASY 17.

ONE SYSTEM - BUILDING TABLE W. 220 D. 100 CM
ANTHRACITE 160 METAL FRAME, MATT STATUARY WHITE
020 CERAMIC TOP, ASTORIA CHAIRS, UPHOLSTERY CAT. 1/
ONE EASY 17.




Building

FINITURE STRUTTURA / FRAME FINISHES

METALLI / METALS


best sellers

optional




FINITURE PIANO / TOP FINISHES

MATERICI / TEXTURED




LEGNO / WOOD




Fisso e One System.
Fixed and One System.

Disponibile solo per tavolo fisso e con sistema di apertura One System. Legno non disponibile per piani a botte.
Only an option for fixed tables and One System extending tables. Wood not on option for botte tops.

VETRO / GLASS



CERAMICA ELEGANCE



CERAMICA PREMIUM



MISURE DISPONIBILI / AVAILABLE SIZES

BUILDING FISSO	RETTANGOLARE	BOTTE	Ceramica Elegance L 110 e L 120 disponibile solo per Urban Marble 034 e Amani 035. Ceramica Elegance for 110 cm and 120 cm width table available only for Urban Marble 034 and Amani 035.			
	180x100 cm	180x110 cm				
	200x100 cm	200x110 cm				
	220x100 cm	220x120 cm				
	240x100 cm	240x120 cm				
	260x100 cm	260x120 cm				

BUILDING ONE SYSTEM p. 22	180x100 (50+50) cm	Vetro, Oxide bianco e Oxide nero non disponibili per apertura One System. Glass, Oxide bianco and Oxide nero not on option for One System extending tables.		
	200x100 (50+50) cm			
	220x100 (50+50) cm			

BUILDING UP SYSTEM p. 14	180x100 (50+50) cm	Disponibile solo in finitura materico, ceramica e vetro trasparente Only available in textured, ceramic and glass finish		
	200x100 (50+50) cm			
	220x100 (50+50) cm			



TAVOLO BUILDING - ONE SYSTEM - L. 220 P. 100 CM
 STRUTTURA METALLO ANTRACITE 160, PIANO CERAMICA
 STATUARIO BIANCO OPACO 020. SEDIE ASTORIA
 RIVESTIMENTO CAT. 1/ONE EASY 17.

ONE SYSTEM - BUILDING TABLE W. 220 D. 100 CM
 ANTHRACITE 160 METAL FRAME, MATT STATUARY WHITE
 020 CERAMIC TOP, ASTORIA CHAIRS, UPHOLSTERY CAT.
 1/ONE EASY 17.

Zoe

TAVOLO ZOE - PLUS SYSTEM - L. 220 P. 100 CM
STRUTTURA METALLO ANTRACITE 160,
PIANO CERAMICA OXIDE NERO 031
SEDIE LUNA STRUTTURA METALLO
ANTRACITE 160, RIVESTIMENTO
CAT. A BOSTON WATER GREEN.

ZOE TABLE - PLUS SYSTEM - W. 220 D. 100 CM
ANTHRACITE 160 METAL FRAME, BLACK OXIDE
031 CERAMIC TOP.
LUNA CHAIRS, ANTHRACITE 160 METAL FRAME,
UPHOLSTERY CAT. A BOSTON WATER GREEN.



Zoe

TAVOLO ZOE - PLUS SYSTEM - L. 220 P. 100 CM
STRUTTURA METALLO ANTRACITE 160,
PIANO CERAMICA OXIDE NERO 031.
SEDIE LUNA STRUTTURA METALLO
ANTRACITE 160, RIVESTIMENTO
CAT. A BOSTON WATER GREEN.

ZOE TABLE - PLUS SYSTEM - W. 220 D. 100 CM
ANTHRACITE 160 METAL FRAME, BLACK OXIDE
031 CERAMIC TOP.
LUNA CHAIRS, ANTHRACITE 160 METAL FRAME,
UPHOLSTERY CAT. A BOSTON WATER GREEN.



Zoe Round

TAVOLO ZOE TONDO ALLUNGABILE Ø 120 CM
STRUTTURA METALLO FANGO 161, PIANO E
ALLUNGA CERAMICA EMPERADOR 042.
SEDIE HOME STRUTTURA METALLO
FANGO 161, RIVESTIMENTO CAT. 1/ONE EASY 09.

EXTENDABLE ROUND ZOE TABLE Ø 120 CM
MUD 161 METAL FRAME, CHALK WHITE 321 GLOSS
TOP, CERAMICA EMPERADOR 042 EXTENSION.
HOME CHAIRS, ANTHRACITE 160 METAL FRAME,
UPHOLSTERY CAT. 1/ONE EASY 09.



Zoe Round

TAVOLO ZOE TONDO ALLUNGABILE Ø 120 CM
STRUTTURA METALLO ANTRACITE 160,
PIANO VETRO BIANCO GESSO LUCIDO 321.
SEDIE HOME STRUTTURA METALLO
ANTRACITE 160, RIVESTIMENTO CAT. 1/ONE
ECOPELLE BLOOM 30.

EXTENDABLE ROUND ZOE TABLE Ø 120 CM
ANTHRACITE 160 METAL FRAME, GLOSS
CHALK WHITE 321 GLASS TOP.
HOME CHAIRS, ANTHRACITE 160 METAL
FRAME, UPHOLSTERY CAT. 1/ONE BLOOM 30
ECO-LEATHER.




FINITURE STRUTTURA / FRAME FINISHES

METALLI / METALS


best sellers

optional



FINITURE PIANO / TOP FINISHES


MATERICI / TEXTURED



Fisso e One System.
Fixed and One System.

Plus System.
Plus System.


LEGNO / WOOD



Fisso e One System.
Fixed and One System.

Disponibile solo per tavolo fisso e con sistema di apertura One System.
Only an option for fixed tables and One System extending tables.

CERAMICA ELEGANCE



One System e Plus System
One System and Plus System.

CERAMICA PREMIUM

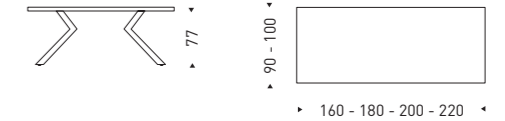


One System e Plus System
One System and Plus System.

MISURE DISPONIBILI / AVAILABLE SIZES

ZOE FISSO

RETTANGOLARE
160x90 cm
180x100 cm
200x100 cm
220x100 cm

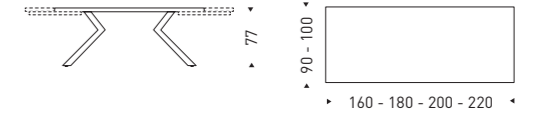


ZOE ONE SYSTEM

p. 22

160x90 (50+50) cm
180x100 (50+50) cm
200x100 (50+50) cm
220x100 (50+50) cm

Oxide bianco e Oxide nero non disponibili per apertura One System.
Oxide bianco and Oxide nero not on option for One System extending tables.

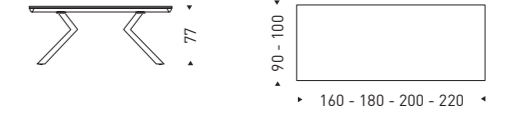


ZOE PLUS SYSTEM

p. 24

160x90 (40+40) cm
180x100 (50+50) cm
200x100 (50+50) cm
220x100 (50+50) cm

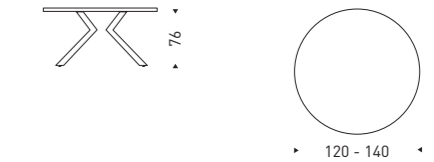
Finitura legno non disponibile.
Wood finish not available.



ZOE ROUND FISSO

Ø 120 cm
Ø 140 cm

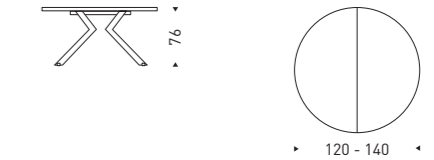
Disponibile solo in finitura vetro lucido bianco gesso, materico e ceramica Premium.
Only available in white gloss glass, textured finishes, Elegance and Premium ceramic.



ZOE ROUND ALLUNGABILE

Ø 120 (+60) cm
Ø 140 (+60) cm

Disponibile solo in finitura vetro lucido bianco gesso, materico e ceramica Premium.
Only available in white gloss glass, textured finishes, Elegance and Premium ceramic.



Boston

TAVOLO BOSTON ALLUNGABILE L. 160 P. 90 CM
STRUTTURA ROVERE CARBONE,
PIANO MATERICO ROVERE NODATO CHIARO 113.
SEDIE PARIS STRUTTURA METALLO
ANTRACITE 160, RIVESTIMENTO CAT. B ECONABUK 13.

EXTENDABLE BOSTON TABLE W. 160 D. 90 CM
CHARCOAL OAK FRAME, LIGHT KNOTTED TEXTURED
OAK 113 TOP.
PARIS CHAIRS, ANTHRACITE 160 METAL FRAME,
UPHOLSTERY CAT. B 13 ECO-NUBUCK.



Boston


FINITURE STRUTTURA / FRAME FINISHES

LEGNO / WOOD



FINITURE PIANO / TOP FINISHES


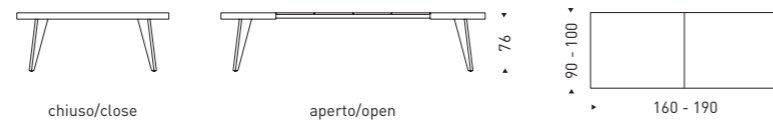
MATERICI / TEXTURED



MISURE DISPONIBILI / AVAILABLE SIZES

BOSTON
ALLUNGABILE

160x90 (40+40+40+40) cm
190x100 (40+40+40+40) cm



Focus

TAVOLO FOCUS - EASY SYSTEM - L. 190/270 P. 100 CM
STRUTTURA METALLO ANTRACITE 160. PIANO
MATERICO CEMENTO SCURO 112. SEDIE NORA
STRUTTURA METALLO ANTRACITE 160 RIVESTIMENTO
CAT. A BOSTON WATER GREEN.

FOCUS TABLE - EASY SYSTEM - L 190/270 D 100 CM
METAL FRAME COL. ANTHRACITE 160. TOP IN
TEXTURED FINISH COL. DARK CEMENT 112. NOVA
CHAIRS METAL FRAME COL. ANTHRACITE 160
UPHOLSTERY CAT. A BOSTON WATER GREEN.



Focus

TAVOLO FOCUS - EASY SYSTEM - L. 190/270 P. 100 CM
STRUTTURA METALLO ANTRACITE 160.
PIANO MATERICO CEMENTO SCURO 112.

FOCUS TABLE - EASY SYSTEM - L. 190/270 D. 100 CM
METAL FRAME COL. ANTHRACITE 160.
TOP IN TEXTURED FINISH COL. DARK CEMENT 112.



Focus

TAVOLO FOCUS - EASY SYSTEM - L. 160/240 P. 90 CM
STRUTTURA METALLO FANGO 161. PIANO MATERICO
ROVERE TERMOCOTTO 116. SEDIE MEGAN STRUTTURA
FANGO 161 RIVESTIMENTO CAT. B ECOPELLE VINTAGE
102 BORDINO CAT. ONE ECOPELLE BEIGE BLOOM 13.

FOCUS TABLE - EASY SYSTEM - L 160/240 D 90 CM
METAL FRAME COL. MUD 161. TOP IN HEAT-TREATED
OAK 116 TEXTURED FINISH. MEGAN CHAIRS FRAME
COL. MUD 161 UPHOLSTERY CAT. B IMITATION LEATHER
VINTAGE 102 PIPING CAT. ONE IMITATION LEATHER
BLOOM 13 COL. BEIGE.

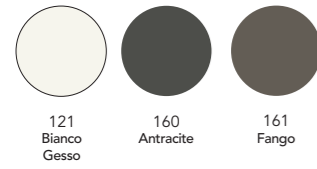


Focus

FINITURE STRUTTURA / FRAME FINISHES


METALLI / METALS

best sellers



FINITURE PIANO / TOP FINISHES

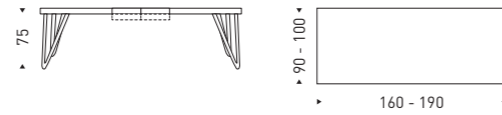
MATERICI / TEXTURED



MISURE DISPONIBILI / AVAILABLE SIZES

**FOCUS
EASY
SYSTEM**
p. 20

160x90 (40+40) cm
190x100 (40+40) cm



TAVOLO FOCUS - EASY SYSTEM - L. 160/240 P. 90 CM
STRUTTURA METALLO FANGO 161. PIANO MATERICO
ROVERE TERMOCOTTO 116.

FOCUS TABLE - EASY SYSTEM - L. 160/240 D. 90 CM
METAL FRAME COL. MUD 161. TOP IN HEAT-TREATED
OAK 116 TEXTURED FINISH.



Raw




TAVOLO RAW - FISSO - L. 160 H.90 CM
STRUTTURA ROVERE NATURA,
PIANO PIETRA ANTRACITE 012.
SEDIE ADELE STRUTTURA FAGGIO TINTO ROVERE
NATURA, RIVESTIMENTO CAT. 1/ONE ECOPELLE
BLOOM 15.

FIXED - RAW TABLE W. 160 H. 90 CM
NATURAL OAK FRAME, ANTHRACITE STONE 012 TOP.
ADELE CHAIRS, NATURAL OAK STAINED BEECH
FRAME, UPHOLSTERY CAT. 1/ONE BLOOM 15
ECO-LEATHER.

Raw


FINITURE STRUTTURA / FRAME FINISHES

LEGNO / WOOD




FINITURE PIANO / TOP FINISHES

MATERICI / TEXTURED



CERAMICA ELEGANCE

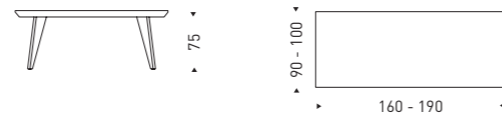


CERAMICA PREMIUM



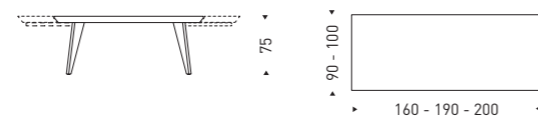
MISURE DISPONIBILI / AVAILABLE SIZES

**RAW
FISSO** 160x90 cm
180x100 cm
200x100 cm



**RAW
ONE
SYSTEM** 160x90 (50+50) cm
180x100 (50+50) cm
200x100 (50+50) cm
p. 22

Oxide bianco e Oxide nero non disponibili per apertura One System.
Oxide bianco and Oxide nero not on option for One System extending tables.



TAVOLO RAW + FISSO - L. 160 H. 90 CM
STRUTTURA LEGNO ROVERE NATURA,
PIANO MATERICO CEMENTO SCURO 112.
SEDIE ADELE STRUTTURA ROVERE NATURA,
RIVESTIMENTO CAT. 1/ONE SELFIE 601.

FIXED - RAW TABLE W. 160 H. 90 CM
NATURAL OAK WOOD FRAME, DARK CEMENT
112 TEXTURED TOP.
ADELE CHAIRS, NATURAL OAK FRAME,
UPHOLSTERY CAT. 1/ONE SELFIE 601.

Giò

GIÒ TABLE - EASY BOOK SYSTEM - L 160/210 D 80 CM
STRUTTURA METALLO FANGO 161. PIANO CERAMICA FOKOS
TERRA 032. SEDIE ZENDA STRUTTURA METALLO FANGO 161
RIVESTIMENTO CAT. B ECOPELLE VINTAGE 102.

GIÒ TABLE - EASY BOOK SYSTEM - L 160/210 D 80 CM
METAL FRAME COL. MUD 161. FOKOS CERAMIC TOP COL.
EARTH 032. ZENDA CHAIRS METAL FRAME COL. MUD 161
UPHOLSTERY CAT. B IMITATION LEATHER VINTAGE 102.



Giò

TAVOLO GIÒ - EASY BOOK SYSTEM - L. 160/210 P. 80 CM
STRUTTURA METALLO FANGO 161. PIANO CERAMICA
FOKOS TERRA 032. SEDIE ZENDA STRUTTURA
METALLO FANGO 161 RIVESTIMENTO CAT. B ECOPELLE
VINTAGE 102.

GIÒ TABLE - EASY BOOK SYSTEM - L. 160/210 D. 80 CM
METAL FRAME COL. MUD 161. FOKOS CERAMIC TOP
COL. EARTH 032. ZENDA CHAIRS METAL FRAME COL.
MUD 161 UPHOLSTERY CAT. B IMITATION LEATHER
VINTAGE 102.

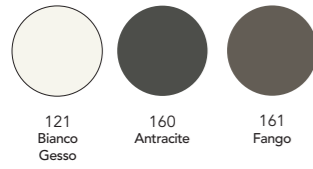


Giò

FINITURE STRUTTURA / FRAME FINISHES


METALLI / METALS

best sellers



FINITURE PIANO / TOP FINISHES

MATERICI / TEXTURED



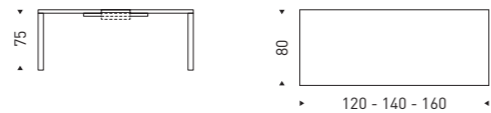
CERAMICA ELEGANCE



MISURE DISPONIBILI / AVAILABLE SIZES

**GIÒ
EASY
BOOK
SYSTEM**
p. 18

FISSO
120x80 (+50) cm
140x80 (+50) cm
160x80 (+50) cm



TAVOLO GIÒ - EASY BOOK SYSTEM - L. 140/190 P. 80 CM
STRUTTURA METALLO ANTRACITE 160. PIANO IN
MATERICO ROVERE NODATO CHIARO 113. SEDIE OFRA
STRUTTURA METALLO ANTRACITE 160 RIVESTIMENTO
CAT. ONE SELFIE 714.

GIÒ TABLE - EASY BOOK SYSTEM - L. 140/190 D. 80 CM
METAL FRAME COL. ANTHRACITE 160. TOP IN LIGHT
KNOTTY OAK 113 TEXTURED FINISH. OFRA CHAIRS
METAL FRAME COL. ANTHRACITE 160 UPHOLSTERY
CAT. ONE SELFIE 714.



Space

TAVOLO SPACE - CROSS SYSTEM
L. 160 P. 100 CM.
STRUTTURA METALLO CARTA DA
ZUCCHERO 155, PIANO VETRO CARTA
DA ZUCCHERO SATINATO 455,
SEDIE SARA STRUTTURA METALLO
ANTRACITE 160, RIVESTIMENTO
CAT. 1/ONE EASY 20.

SPACE TABLE - CROSS SYSTEM -
W. 160 D. 100 CM.
BLUE-GREY 155 METAL FRAME,
SATIN BLUE-GREY 455 GLASS TOP,
SARA CHAIRS, ANTHRACITE 160 METAL
FRAME, UPHOLSTERY CAT. 1/ONE
EASY 20.



Space

TAVOLO SPACE - CROSS SYSTEM -
L. 160 P. 100 CM
STRUTTURA METALLO CARTA DA
ZUCCHERO 155, PIANO VETRO CARTA
DA ZUCCHERO SATINATO 455.
SEDIE SARA STRUTTURA METALLO
ANTRACITE 160, RIVESTIMENTO
CAT. 1/ONE EASY 20.

SPACE TABLE - CROSS SYSTEM -
W. 160 D. 100 CM
BLUE-GREY 155 METAL FRAME,
SATIN BLUE-GREY 455 GLASS TOP.
SARA CHAIRS, ANTHRACITE 160 METAL
FRAME, UPHOLSTERY CAT. 1/ONE
EASY 20.



Space

TAVOLO SPACE - CROSS SYSTEM - L. 160 P. 100 CM
STRUTTURA METALLO ANTRACITE 160,
PIANO MATERICO PIASENTINA 119,
SEDIE LEA CARTA DA ZUCCHERO,
BIANCO GESSO E ANTRACITE.

SPACE TABLE - CROSS SYSTEM - W. 160 D. 100 CM
ANTHRACITE 160 METAL FRAME, PIASENTINA 119
TEXTURED TOP.
BLUE-GREY, CHALK WHITE AND ANTHRACITE
LEA CHAIRS.



Space

Esempi di utilizzo / Examples of use



CUCINA / KITCHEN



SCRIVANIA / DESK



NEGOZIO / SHOP



ZONA GIORNO / LIVING




UFFICIO / OFFICE

Space

La particolare struttura in alluminio può essere personalizzata nelle dimensioni al centimetro sia in lunghezza, sia in larghezza. Un sistema flessibile nelle misure e versatile negli utilizzi, ideale per arredare uffici, spazi di condivisione e ambienti contract o per integrarsi a isole e penisole nelle cucine moderne.

The unusual aluminium frame can be personalised in size to the centimetre, both lengthways and widthways. This mechanism offers flexible size options and has versatile uses, ideal for furnishing offices, shared spaces and large turn-key project areas. This table also integrates well into islands and peninsulas in a modern kitchen.



Optional gamba Sinua
Optional Sinua leg

Space

FINITURE STRUTTURA / FRAME FINISHES

METALLI / METALS


best sellers

optional



FINITURE PIANO / TOP FINISHES

MATERICI / TEXTURED



VETRO LUCIDO / GLOSS GLASS



VETRO SATINATO / SATIN GLASS

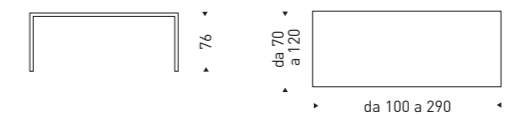


MISURE DISPONIBILI / AVAILABLE SIZES

SPACE CROSS SYSTEM

p. 26

Rettangolare a misura / Rectangular, to size
 da 100 a 290 x 70-75-80-85-90-95-100-110-120 cm
 (allunghie/ extensions 40+40 cm)



Evolution

TAVOLO EVOLUTION - CROSS SYSTEM -
L. 160 P. 85 CM
STRUTTURA METALLO BIANCO GESSO 121,
PIANO CERAMICA STATUARIO BIANCO
OPACO 020.
SEDIE CHICCO STRUTTURA METALLO
BIANCO GESSO 121, RIVESTIMENTO
CAT. A SMILE 35.

EVOLUTION TABLE - CROSS SYSTEM -
W. 160 D. 85 CM
CHALK WHITE 121 METAL FRAME, MATT
STATUARY WHITE CERAMIC 020 TOP.
CHICCO CHAIRS, CHALK WHITE 121 METAL
FRAME, UPHOLSTERY CAT. A SMILE 35.



Evolution

TAVOLO EVOLUTION - CROSS SYSTEM -
L. 140 P. 85 CM
STRUTTURA METALLO ANTRACITE 160,
PIANO MATERICO NODATO SCURO 114.
SEDIE GAIA STRUTTURA METALLO
ANTRACITE 160, RIVESTIMENTO
CAT. 1/ONE EASY 16.

EVOLUTION TABLE - CROSS SYSTEM -
W. 140 D. 85 CM
ANTHRACITE 160 METAL FRAME, DARK
KNOTTED 114 TEXTURED TOP.
GAIA CHAIRS, ANTHRACITE 160 METAL
FRAME, UPHOLSTERY CAT. 1/ONE EASY 16.




Evolution

FINITURE STRUTTURA / FRAME FINISHES

METALLI / METALS


best sellers

optional




FINITURE PIANO / TOP FINISHES

MATERICI / TEXTURED




VETRO LUCIDO / GLOSS GLASS



VETRO SATINATO / SATIN GLASS



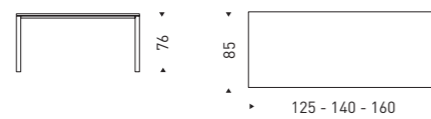
CERAMICA ELEGANCE



MISURE DISPONIBILI / AVAILABLE SIZES

EVOLUTION CROSS SYSTEM p. 26

125x85 [40+40] cm
140x85 [50+50] cm
160x85 [50+50] cm



TAVOLO EVOLUTION - CROSS SYSTEM -
L. 140 P. 85 CM
STRUTTURA METALLO ANTRACITE 160,
PIANO MATERICO NODATO SCURO 114.
SEDIE GAIA STRUTTURA METALLO
ANTRACITE 160, RIVESTIMENTO
CAT. 1/ONE EASY 16.

EVOLUTION TABLE - CROSS SYSTEM -
W. 140 D. 85 CM
ANTHRACITE 160 METAL FRAME, DARK
KNOTTED 114 TEXTURED TOP.
GAIA CHAIRS, ANTHRACITE 160 METAL
FRAME, UPHOLSTERY CAT. 1/ONE EASY 16.

Movida

TAVOLO MOVIDA - CROSS SYSTEM - L. 140 P. 85 CM
STRUTTURA METALLO ANTRACITE 160,
PIANO MATERICO CEMENTO CAVA 118,
SEDIE SARA STRUTTURA METALLO ANTRACITE 160,
RIVESTIMENTO CAT. B ECOPELLE VINTAGE 102.


MOVIDA TABLE - CROSS SYSTEM - W. 140 D. 85 CM
ANTHRACITE 160 METAL FRAME, QUARRY CEMENT 118
TEXTURED TOP.
SARA CHAIRS, ANTHRACITE 160 METAL FRAME,
UPHOLSTERY CAT. B VINTAGE 102 ECO-LEATHER.



Movida

TAVOLO ALLUNGABILE PER SPAZI IN MOVIMENTO O
PER AMBIENTI FUORI DAGLI SCHEMI.

EXTENDABLE TABLES FOR DYNAMIC SPACES AND
ORIGINAL INTERIORS.

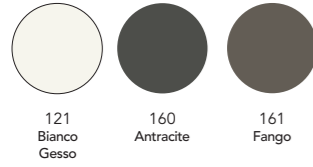


Movida

FINITURE STRUTTURA / FRAME FINISHES


METALLI / METALS

best sellers



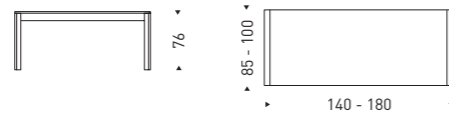
FINITURE PIANO / TOP FINISHES

MATERICI / TEXTURED



MISURE DISPONIBILI / AVAILABLE SIZES

MOVIDA CROSS SYSTEM
 140 x 85 (50+50+50+50+50+50) cm
 180 x 100 (50+50+50+50+50+50) cm
 p. 26



Olimpo

TAVOLO OLIMPO - EASY BOOK SYSTEM
L. 140/185 P. 140 CM
STRUTTURA METALLO FANGO 161. PIANO CERAMICA
FOKOS TERRA 032. SEDIE ABBA STRUTTURA METALLO
FANGO 161, RIVESTIMENTO CAT. A BOSTON CEMENT
BORDINO IN ECOPELLE BLOOM 13.

OLIMPO TABLE - EASY BOOK SYSTEM
L 140/185 D 140 CM
METAL FRAME COL. MUD 161. FOKOS CERAMIC TOP
COL. EARTH 032. ABBA CHAIRS METAL FRAME COL.
MUD 161, UPHOLSTERY CAT. A BOSTON CEMENT
PIPING IN IMITATION LEATHER BLOOM 13.



Olimpo

TAVOLO OLIMPO - EASY BOOK SYSTEM
L. 140/185 P. 140 CM
STRUTTURA METALLO FANGO 161. PIANO CERAMICA
FOKOS TERRA 032. SEDIE ABBA STRUTTURA METALLO
FANGO 161, RIVESTIMENTO CAT. A BOSTON CEMENT
BORDINO IN ECOPELLE BLOOM 13.

OLIMPO TABLE - EASY BOOK SYSTEM
L 140/185 D 140 CM
METAL FRAME COL. MUD 161. FOKOS CERAMIC TOP
COL. EARTH 032. ABBA CHAIRS METAL FRAME COL.
MUD 161, UPHOLSTERY CAT. A BOSTON CEMENT
PIPING IN IMITATION LEATHER BLOOM 13.



Olimpo

TAVOLO OLIMPO - EASY BOOK SYSTEM
L. 120/165 P. 120 CM
STRUTTURA METALLO ANTRACITE 160. PIANO
MATERICO CEMENTO SCURO 112. SEDIE ZENDA
STRUTTURA ANTRACITE 160 RIVESTIMENTO CAT. ONE
SELFIE 714.

OLIMPO TABLE - EASY BOOK SYSTEM
L 120/165 D 120 CM
METAL FRAME COL. ANTHRACITE 160. TOP IN DARK
CEMENT 112 TEXTURED FINISH. ZENDA CHAIRS FRAME
COL. ANTHRACITE 160 UPHOLSTERY CAT. ONE
SELFIE 714.

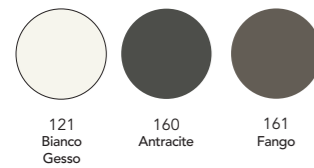


Olimpo

FINITURE STRUTTURA / FRAME FINISHES


METALLI / METALS

best sellers




FINITURE PIANO / TOP FINISHES

MATERICI / TEXTURED



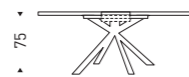
CERAMICA ELEGANCE



MISURE DISPONIBILI / AVAILABLE SIZES

**OLIMPO
EASY
BOOK
SYSTEM**
p. 20

Ø 120 (+45) cm
Ø 140 (+45) cm



TAVOLO OLIMPO - EASY BOOK SYSTEM - L. 120/165 P. 120 CM
STRUTTURA METALLO ANTRACITE 160. PIANO MATERICO
CEMENTO SCURO 112. SEDIE ZENDA STRUTTURA ANTRACITE
160 RIVESTIMENTO CAT. ONE SELFIE 714.

OLIMPO TABLE - EASY BOOK SYSTEM - L. 120/165 D 120 CM
METAL FRAME COL. ANTHRACITE 160. TOP IN DARK
CEMENT 112 TEXTURED FINISH. ZENDA CHAIRS FRAME COL.
ANTHRACITE 160 UPHOLSTERY CAT. ONE SELFIE 714.

Bamboo



TAVOLO BAMBOO ALLUNGABILE Ø 120 CM
STRUTTURA METALLO ANTRACITE 160,
PIANO VETRO BIANCO GESSO LUCIDO 321.
SEDIE TEQUILA STRUTTURA ANTRACITE 160,
RIVESTIMENTO CAT. B TEXAS 10.

EXTENDABLE BAMBOO TABLE Ø 120 CM
ANTRACITE 160 METAL FRAME, CHALK
WHITE 321 GLOSS GLASS TOP.
TEQUILA CHAIRS, ANTRACITE 160 FRAME,
UPHOLSTERY CAT. B TEXAS 10.


Bamboo

FINITURE STRUTTURA / FRAME FINISHES

METALLI / METALS


best sellers

optional



FINITURE PIANO / TOP FINISHES

MATERICI / TEXTURED



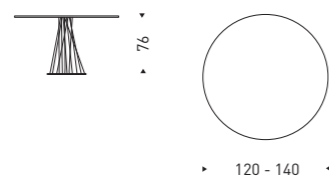
VETRO LUCIDO / GLOSS GLASS



MISURE DISPONIBILI / AVAILABLE SIZES

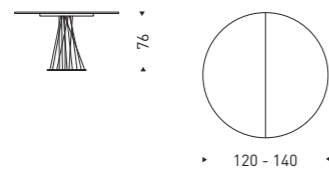
BAMBOO FISSO

Ø 120 cm
Ø 140 cm



BAMBOO ALLUNGABILE

Ø 120 (+60) cm
Ø 140 (+60) cm



TAVOLO BAMBOO ALLUNGABILE Ø 120 CM
STRUTTURA METALLO ANTRACITE 160,
PIANO MATERICO PIASENTINA 119.
SEDIE TEQUILA STRUTTURA METALLO
ANTRACITE 160, RIVESTIMENTO CAT. C
ALLURE UNITO 100.

EXTENDABLE BAMBOO TABLE Ø 120 CM
ANTHRACITE 160 METAL FRAME,
PIASENTINA 119 TEXTURED TOP.
TEQUILA CHAIRS, ANTHRACITE 160 METAL
FRAME, UPHOLSTERY CAT. C UNITED
ALLURE 100.

Oscar



TAVOLO OSCAR - CROSS SYSTEM -
L. 160 P. 85 CM
STRUTTURA METALLO ANTRACITE 160,
PIANO MATERICO PIASENTINA 119.
SEDIE ALICE STRUTTURA METALLO
ANTRACITE 160, RIVESTIMENTO
CAT. B TEXAS 10.

OSCAR TABLE - CROSS SYSTEM -
W. 160 D. 85 CM
ANTHRACITE 160 METAL FRAME,
PIASSENTINA 119 TEXTURED TOP.
ALICE CHAIRS, ANTHRACITE 160 METAL
FRAME, UPHOLSTERY CAT. B TEXAS 10.


Oscar

FINITURE STRUTTURA / FRAME FINISHES

METALLI / METALS


best sellers

optional




FINITURE PIANO / TOP FINISHES


MATERICI / TEXTURED



VETRO LUCIDO / GLOSS GLASS



VETRO SATINATO / SATIN GLASS



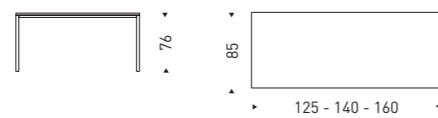
CERAMICA ELEGANCE



MISURE DISPONIBILI / AVAILABLE SIZES

**OSCAR
CROSS
SYSTEM**
p. 26

125x85 (50+50) cm
140x85 (50+50) cm
160x85 (50+50) cm



TAVOLO OSCAR - CROSS SYSTEM - L. 140 P. 85 CM
STRUTTURA METALLO ANTRACITE 160, PIANO
MATERICO FRASSINO ORIENTE 115.
SEDIE ALICE STRUTTURA METALLO ANTRACITE 160,
RIVESTIMENTO CAT. A DAYTONA 76.

OSCAR TABLE - CROSS SYSTEM - W. 140 D. 85 CM
ANTHRACITE 160 METAL FRAME, EASTERN ASH 115
TEXTURED TOP.
ALICE CHAIRS, ANTHRACITE 160 METAL FRAME,
UPHOLSTERY CAT. A DAYTONA 76.

Strong

TAVOLO STRONG - FISSO - L. 240 P. 100 CM
STRUTTURA METALLO ANTRACITE 160,
PIANO MATERICO CEMENTO SCURO T12.
SEDIE EVA STRUTTURA METALLO
ANTRACITE 160, RIVESTIMENTO
CAT. 1/ONE TEXPLAST GRIGIO SCURO 670.

FIXED - STRONG TABLE W. 240 D. 100 CM
ANTHRACITE 160 METAL FRAME, DARK
CEMENT T12 TEXTURED TOP.
EVA CHAIRS, ANTHRACITE 160 METAL
FRAME, UPHOLSTERY CAT. 1/ONE DARK
GREY 670 TEXPLAST.



Strong

TAVOLO STRONG - FISSO - L. 180 P. 100 CM
STRUTTURA METALLO ANTRACITE 160,
PIANO MATERICO CEMENTO CAVA 118.
SEDIE ELENA STRUTTURA METALLO
ANTRACITE 160, RIVESTIMENTO
CAT. 1/ONE EASY 6.

FIXED - STRONG TABLE W. 180 D. 100 CM
ANTHRACITE 160 METAL FRAME, TEXTURED
CAVA 118 CEMENT TOP.
ELENA CHAIRS, ANTHRACITE 160 METAL
FRAME, UPHOLSTERY CAT. 1/ONE EASY 6.

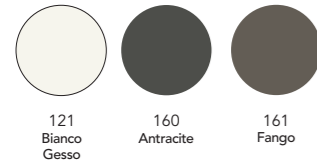


Strong

FINITURE STRUTTURA / FRAME FINISHES


METALLI / METALS

best sellers



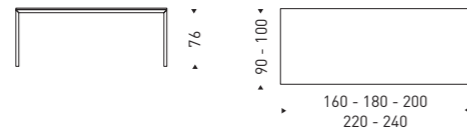
FINITURE PIANO / TOP FINISHES

MATERICI / TEXTURED



MISURE DISPONIBILI / AVAILABLE SIZES

STRONG
FISSO
160x90 cm
180x100 cm
200x100 cm
220x100 cm
240x100 cm



TAVOLO STRONG - FISSO -
L. 180 P. 100 CM
STRUTTURA METALLO
ANTRACITE 160, PIANO
MATERICO CEMENTO CAVA 118.

FIXED - STRONG TABLE W. 180
D. 100 CM
ANTHRACITE 160 METAL
FRAME, QUARRY CEMENT 118
TEXTURED TOP.

Fiesta Consolle

CONSOLLE FIESTA L. 52/238 P. 90 CM
STRUTTURA E PIANO MATERICO ROVERE
NODATO CHIARO 113.
SEDIE LEA BIANCO GESSO E ANTRACITE.

FIESTA CONSOLLE TABLE W. 52/238 D. 90 CM
LIGHT KNOTTED 113 TEXTURED OAK TOP AND
FRAME.
CHALK WHITE AND ANTHRACITE LEA CHAIRS.



Fiesta Console

CONSOLLE FIESTA L. 52/300 P. 120 CM
STRUTTURA E PIANO MATERICO PORO APERTO
BIANCO GESSO 109.
SEDIE TWIST STRUTTURA METALLO ANTRACITE 160,
RIVESTIMENTO CAT. 1/ONE EASY 19.


FIESTA CONSOLE TABLE W. 52/300 D. 120 CM
CHALK WHITE OPEN-PORE 109 TEXTURED TOP AND
FRAME.
TWIST CHAIRS, ANTHRACITE 160 METAL FRAME,
UPHOLSTERY CAT. 1/ONE EASY 19.



Fiesta Consolle


FINITURE STRUTTURA / FRAME FINISHES

MATERICI / TEXTURED



FINITURE PIANO / TOP FINISHES

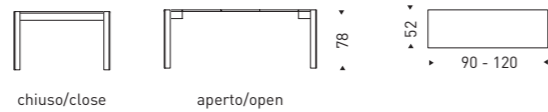
MATERICI / TEXTURED



MISURE DISPONIBILI / AVAILABLE SIZES

FIESTA CONSOLLE

52/238 x 90 (62+62+62) cm
 52/300 x 90 (62+62+62+62) cm
 52/238 x 120 (62+62+62) cm
 52/300 x 120 (62+62+62+62) cm



CONSOLLE FIESTA L. 52/300 P. 120 CM
 STRUTTURA E PIANO MATERICO PORO APERTO
 BIANCO GESSO 109.

FIESTA CONSOLLE TABLE W. 52/300 D. 120 CM
 CHALK WHITE OPEN-PORE 109 TEXTURED TOP
 AND FRAME.



Giravolta Consolle

FINITURE STRUTTURA / FRAME FINISHES

METALLI / METALS



160
Antracite

FINITURE PIANO / TOP FINISHES

MATERICI / TEXTURED



113
MT-RNC
Rovere
Nodato Chiaro



115
MT-FO
Frassino
Oriente



116
MT-RT
Rovere
Termocotto




109
MT-PA-BG
Poro aperto
Bianco Gesso

MISURE DISPONIBILI / AVAILABLE SIZES

**GIRAVOLTA
CONSOLLE** 130 x 42,5/85 cm
150 x 42,5/85 cm
180 x 42,5/85 cm



chiuso/closed



aperto/open



CONSOLLE GIRAVOLTA L. 130 P. 42,5 CM
STRUTTURA METALLO ANTRACITE 160,
PIANO MATERICO ROVERE TERMOCOTTO 116.
SEDIE CHICCO STRUTTURA METALLO ANTRACITE 160,
RIVESTIMENTO CAT 1/ONE EASY 9.


GIRAVOLTA CONSOLE TABLE W. 130 D. 42.5 CM
ANTHRACITE 160 METAL FRAME, HEAT-TREATED
TEXTURED 116 OAK TOP.
CHICCO CHAIRS, ANTHRACITE 160 METAL FRAME,
UPHOLSTERY CAT. 1/ONE EASY 9.



Single


FINITURE STRUTTURA / FRAME FINISHES

MATERICI / TEXTURED



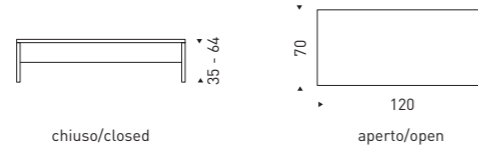
FINITURE PIANO / TOP FINISHES

MATERICI / TEXTURED



MISURE DISPONIBILI / AVAILABLE SIZES

SINGLE 120 x 70 cm



TAVOLINO SINGLE L. 120 P. 70 H. 36/64 CM
STRUTTURA E PIANO MATERICO ROVERE
TERMOCOTTO 116.

SINGLE COFFEE TABLE W. 120 D. 70 H. 36/64 CM
HEAT-TREATED TEXTURED OAK 116 TOP AND FRAME.

Vision

FINITURE STRUTTURA / FRAME FINISHES

METALLI / METALS



160
Antracite

FINITURE PIANO / TOP FINISHES

MATERICI / TEXTURED



113
MTRNC
Rovere
Nodato Chiaro



115
MTFO
Frassino
Oriente



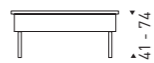
116
MTRT
Rovere
Termocotto



109
MT PA-BG
Poro aperto
Bianco Gesso

MISURE DISPONIBILI / AVAILABLE SIZES

VISION 80/160 x 80 cm



chiuso/closed



aperto/open



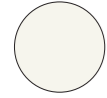
TAVOLINO VISION L. 120 P. 80 H. 41/74 CM
STRUTTURA METALLO ANTRACITE 160, PIANO
MATERICO PORO APERTO BIANCO GESSO 109.
SEDIE LEA ANTRACITE, BIANCO, MADREPERLA,
CARTA DA ZUCCHERO.

VISION COFFEE TABLE W. 120 D. 80 H. 41/74 CM
ANTHRACITE 160 METAL FRAME, CHALK WHITE
OPEN-PORE 109 TEXTURED TOP.
ANTHRACITE, WHITE, MOTHER-OF-PEARL AND
BLUE-GREY LEA CHAIRS.

Wind

FINITURE STRUTTURA / FRAME FINISHES

METALLI / METALS



121
Bianco
Gesso



160
Antracite

FINITURE PIANO / TOP FINISHES

MATERICI / TEXTURED



113
MTRNC
Rovere
Nodato Chiaro



115
MT-FO
Frassino
Oriente



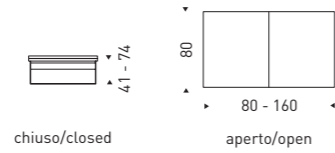
116
MT-RT
Rovere
Termocotto



109
MT-PA-BG
Poro aperto
Bianco Gesso

MISURE DISPONIBILI / AVAILABLE SIZES

TAVOLINO WIND 80/160 x 80 cm



TAVOLINO WIND L. 80 P. 80 H. 41/74 CM
STRUTTURA METALLO BIANCO GESSO 121, PIANO
MATERICO ROVERE NODATO CHIARO 113.
SEDIE LEA ANTRACITE.

WIND COFFEE TABLE W. 80 D. 80 H. 41/74 CM
CHALK WHITE 121 METAL FRAME, LIGHT KNOTTED
TEXTURED 113 OAK TOP.
ANTHRACITE LEA CHAIRS.

Sedie

le molteplici forme della comodità

Chairs, comfort comes in a myriad shapes

Per studio o per lavoro, durante momenti conviviali o di relax, sedersi è un'azione semplice che appartiene alla vita di tutti i giorni e a più momenti della giornata. Ogni sedia esprime un concetto di comodità e uno stile che la rendono unica e diversa dalle altre. In sala da pranzo o in cucina, le sedie completano il tavolo e lo valorizzano ulteriormente con il loro design.

Whether studying or working, enjoying the company of others or unwinding, sitting down is a simple action that is very much part of everyday life and one that is performed at various times during the day. Each chair embodies a concept of comfort and a style that make it unique and set it apart. In the dining room or kitchen, chairs add the finishing touch to the table and take it to the next level with their design.


Arisa

FINITURE STRUTTURA / FRAME FINISHES

METALLI / METALS

best sellers

optional



FINITURE RIVESTIMENTO / UPHOLSTERY

Tessuti del campionario
Fabrics from the sample collection

Non disponibile in Lino Froissé e Texplast
Not available in Froissé Linen and Texplast

MISURE / SIZE

L. 51 P. 57 H. 83 H. s. 48 cm

SEDIA ARISA STRUTTURA METALLO FANGO 161
RIVESTIMENTO CAT. E IN PELLE KEEN 1516.

ARISA CHAIR METAL FRAME COL. MUD 161
UPHOLSTERY CAT. E LEATHER KEEN 1516.



SEDIA ARISA STRUTTURA METALLO FANGO 161
RIVESTIMENTO CAT. B ECOPELLE VINTAGE 102.

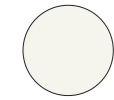
ARISA CHAIR METAL FRAME COL. MUD 161
UPHOLSTERY CAT. B IMITATION LEATHER VINTAGE 102.

Chicco

FINITURE STRUTTURA / FRAME FINISHES

METALLI / METALS

best sellers



121
Bianco
Gesso



160
Antracite



161
Fango

optional



014
Nero fumo



124
Madreperla



127
Hot



128
Smoke



130
Grigio
Piacenza



150
Canapa



155
Carta da
Zucchero



156
Bordeaux



159
Salvia



165
Bronzo

FINITURE RIVESTIMENTO / UPHOLSTERY

Tessuti del campionario
Fabrics from the sample collection

Non disponibile in Lino Froissé e Texplast
Not available in Froissé Linen and Texplast

SEDIE CHICCO STRUTTURA METALLO ANTRACITE 160,
RIVESTIMENTO CAT. B BOSTON WATER GREEN.

CHICCO CHAIRS, ANTHRACITE 160 METAL FRAME,
UPHOLSTERY CAT. B BOSTON WATER GREEN.

MISURE / SIZE

L. 49 P. 53 H. 88 / H. s. 50 cm



SEDIA CHICCO STRUTTURA
METALLO ANTRACITE 160,
RIVESTIMENTO CAT. 1/ONE EASY 9.

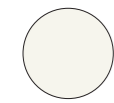
CHICCO CHAIR, ANTHRACITE 160
METAL FRAME, UPHOLSTERY
CAT. 1/ONE EASY 9.

Cloe

FINITURE STRUTTURA / FRAME FINISHES

METALLI / METALS

best sellers



121
Bianco
Gesso



160
Antracite



161
Fango

optional



014
Nero fumo



124
Madreperla



127
Hot



128
Smoke



130
Grigio
Piacenza



150
Canapa



155
Carta da
Zucchero



156
Bordeaux



159
Salvia



165
Bronzo

LEGNO / WOOD



Frassino tinto
Natura



Frassino tinto
Carbone



Frassino tinto
Termocotto

FINITURE RIVESTIMENTO / UPHOLSTERY

Tessuti del campionario
Fabrics from the sample collection

Non disponibile in Lino Froissé, Texplast e Econabuk
Not available in Froissé Linen, Texplast and Econabuk

1. SEDIA CLOE STRUTTURA METALLO ANTRACITE 160,
RIVESTIMENTO CAT. B TEXAS 28.

2. SEDIA CLOE STRUTTURA FRASSINO TINTO
NATURA, RIVESTIMENTO CAT. 1/ONE EASY 1.

1. CLOE CHAIR, ANTHRACITE 160 METAL FRAME,
UPHOLSTERY CAT. B TEXAS 28.

2. CLOE CHAIR, NATURE SOLID ASH WOOD FRAME,
UPHOLSTERY CAT. 1/ONE EASY 1.

MISURE / SIZE

L. 50 P. 62 H. 90 / H. s. 50 cm



1.



2.



SEDIE CLOE STRUTTURA METALLO ANTRACITE 160,
RIVESTIMENTO CAT. A BOSTON LIGHT GREY.

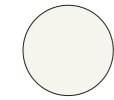
CLOE CHAIR, ANTHRACITE 160 METAL FRAME,
UPHOLSTERY CAT. B VINTAGE 102 ECO-LEATHER.

Lilium

FINITURE STRUTTURA / FRAME FINISHES

METALLI / METALS

best sellers



121
Bianco
Gesso



160
Antracite



161
Fango

optional



014
Nero fumo



124
Madreperla



127
Hot



128
Smoke



130
Grigio
Piacenza



150
Canapa



155
Carta da
Zucchero



156
Bordeaux



159
Salvia



165
Bronzo

FINITURE RIVESTIMENTO / UPHOLSTERY

Tessuti del campionario
Fabrics from the sample collection

Non disponibile in Lino Froissé e Texplast
Not available in Froissé Linen and Texplast

MISURE / SIZE

L. 48 P. 58 H. 74 H. s. 46 cm

SEDIE LILIUM STRUTTURA METALLO ANTRACITE 160
RIVESTIMENTO CAT. A BOSTON ASH.

LILIUM CHAIRS METAL FRAME COL. ANTHRACITE 160
UPHOLSTERY CAT. A BOSTON ASH.



SEDIE LILIUM STRUTTURA METALLO FANGO 161.
RIVESTIMENTO CAT.B ECOPELLE VINTAGE 102.

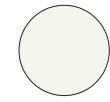
LILIUM CHAIRS METAL FRAME COL. MUD 161.
UPHOLSTERY CAT. B IMITATION LEATHER VINTAGE 102.

Luna

FINITURE STRUTTURA / FRAME FINISHES

METALLI / METALS

best sellers



121
Bianco
Gesso



160
Antracite



161
Fango

optional



014
Nero fumo



124
Madreperla



127
Hot



128
Smoke



130
Grigio
Piacenza



150
Canapa



155
Carta da
Zucchero



156
Bordeaux



159
Salvia



165
Bronzo

LEGNO / WOOD



Frassino tinto
Natura



Frassino tinto
Carbone



Frassino tinto
Termocotto

FINITURE RIVESTIMENTO / UPHOLSTERY

Tessuti del campionario
Fabrics from the sample collection

Non disponibile in Lino Froissé e Texplast
Not available in Froissé Linen and Texplast

1. SEDIA LUNA STRUTTURA METALLO ANTRACITE 160,
RIVESTIMENTO CAT. C ALLURE UNITO II.

2. SEDIA LUNA STRUTTURA FRASSINO TINTO
CARBONE, RIVESTIMENTO CAT. C ALLURE
UNITO II.

1. LUNA CHAIR, ANTHRACITE 160 METAL FRAME,
UPHOLSTERY CAT. C UNITED ALLURE II.

2. LUNA CHAIR, CHARCOAL-STAINED ASH WOOD
FRAME, UPHOLSTERY CAT. C UNITED ALLURE II.

MISURE / SIZE

L. 48 P. 60 H. 92 / H. s. 50 cm



1.



2.



SEDIS LUNA STRUTTURA METALLO ANTRACITE 160,
RIVESTIMENTO CAT. B DAYTONA 109.


LUNA CHAIR, ANTHRACITE 160 METAL FRAME,
UPHOLSTERY CAT. B DAYTONA 109.

Carol

FINITURE STRUTTURA / FRAME FINISHES

METALLI / METALS

best sellers



121
Bianco
Gesso



160
Antracite



161
Fango

optional



014
Nero fumo



124
Madreperla



127
Hot



128
Smoke



130
Grigio
Piacenza



150
Canapa



155
Carta da
Zucchero



156
Bordeaux



159
Salvia



165
Bronzo

FINITURE RIVESTIMENTO / UPHOLSTERY

Tessuti del campionario
Fabrics from the sample collection

Non disponibile in Lino Froissé e Texplast
Not available in Froissé Linen and Texplast

Abbinamenti bordino a pag. 340-341
Matching piping pag. 340-341

MISURE / SIZE

L. 51 P. 56 H. 83 H. s. 48 cm

SEDIA CAROL STRUTTURA METALLO ANTRACITE 160
RIVESTIMENTO CAT. A BOSTON CEMENT BORDINO IN
CAT. ONE ECOPELLE ANTRACITE BLOOM 7.

CAROL CHAIR METAL FRAME COL. ANTHRACITE
160 UPHOLSTERY CAT. A BOSTON CEMENT PIPING
IN CAT. ONE IMITATION LEATHER BLOOM 7 COL.
ANTHRACITE.



SEDIE CAROL STRUTTURA METALLO ANTRACITE 160.
LA SEDUTA DI SINISTRA È IN CAT. A BOSTON CEMENT
BORDINO IN CAT. ONE ECOPELLE ANTRACITE BLOOM
7. LA SEDUTA DI DESTRA È IN CAT. B ECOPELLE
VINTAGE 107 CON BORDINO IN CAT. ONE ECOPELLE
BLOOM 5.

CAROL CHAIRS METAL FRAME COL. ANTHRACITE
160. THE SEAT OF THE CHAIR ON THE LEFT IS
UPHOLSTERED IN CAT. A BOSTON CEMENT
PIPING IN CAT. ONE IMITATION LEATHER BLOOM
7 COL. ANTHRACITE. THE SEAT ON THE RIGHT IS
UPHOLSTERED IN CAT. B IMITATION LEATHER
VINTAGE 107 WITH PIPING IN CAT. ONE IMITATION
LEATHER BLOOM 5.

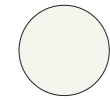


Home

FINITURE STRUTTURA / FRAME FINISHES

METALLI / METALS

best sellers



121
Bianco
Gesso



160
Antracite



161
Fango

optional



014
Nero fumo



124
Madreperla



127
Hot



128
Smoke



130
Grigio
Piacenza



150
Canapa



155
Carta da
Zucchero



156
Bordeaux



159
Salvia



165
Bronzo

LEGNO / WOOD



Frassino tinto
Natura



Frassino tinto
Carbone



Frassino tinto
Termocotto

FINITURE RIVESTIMENTO / UPHOLSTERY

Tessuti del campionario
Fabrics from the sample collection

Non disponibile in Lino Froissé e Texplast
Not available in Froissé Linen and Texplast

SEDIA HOME STRUTTURA METALLO ANTRACITE 160,
RIVESTIMENTO CAT. A SMILE 20.

HOME CHAIR, ANTHRACITE 160 METAL FRAME,
UPHOLSTERY CAT. A SMILE 20.

MISURE / SIZE

L. 44 P. 56 H. 91 / H. s. 47 cm



SEDIA HOME STRUTTURA METALLO ANTRACITE 160,
RIVESTIMENTO CAT. 1/ONE ECOPELLE BLOOM 4.


HOME CHAIR, ANTHRACITE 160 METAL FRAME,
UPHOLSTERY CAT. 1/ONE BLOOM 4 ECO-LEATHER.

Twist

FINITURE STRUTTURA / FRAME FINISHES

METALLI / METALS

best sellers



121
Bianco
Gesso



160
Antracite



161
Fango

optional



014
Nero fumo



124
Madreperla



127
Hot



128
Smoke



130
Grigio
Piacenza



150
Canapa



155
Carta da
Zucchero



156
Bordeaux



159
Salvia



165
Bronzo

LEGNO / WOOD



Frassino tinto
Natura



Frassino tinto
Carbone



Frassino tinto
Termocotto

FINITURE RIVESTIMENTO / UPHOLSTERY

Tessuti del campionario
Fabrics from the sample collection

Non disponibile in Econabuk, Lino Froissé e Texplast
Not available in eco-nubuck, Froissé Linen and Texplast

1. SEDIA TWIST STRUTTURA METALLO ANTRACITE 160,
RIVESTIMENTO CAT. B ECOPELLE VINTAGE 102.

2. SEDIA TWIST STRUTTURA FRASSINO TINTO
NATURA, RIVESTIMENTO CAT. B ECOPELLE
VINTAGE 102.

1. TWIST CHAIR, ANTHRACITE 160 METAL FRAME,
UPHOLSTERY CAT. B VINTAGE 102 ECO-LEATHER.

2. TWIST CHAIR, NATURE SOLID ASH WOOD FRAME,
UPHOLSTERY CAT. B VINTAGE 102 ECO-LEATHER.

MISURE / SIZE

L. 49 P. 60 H. 85 / H. s. 47 cm



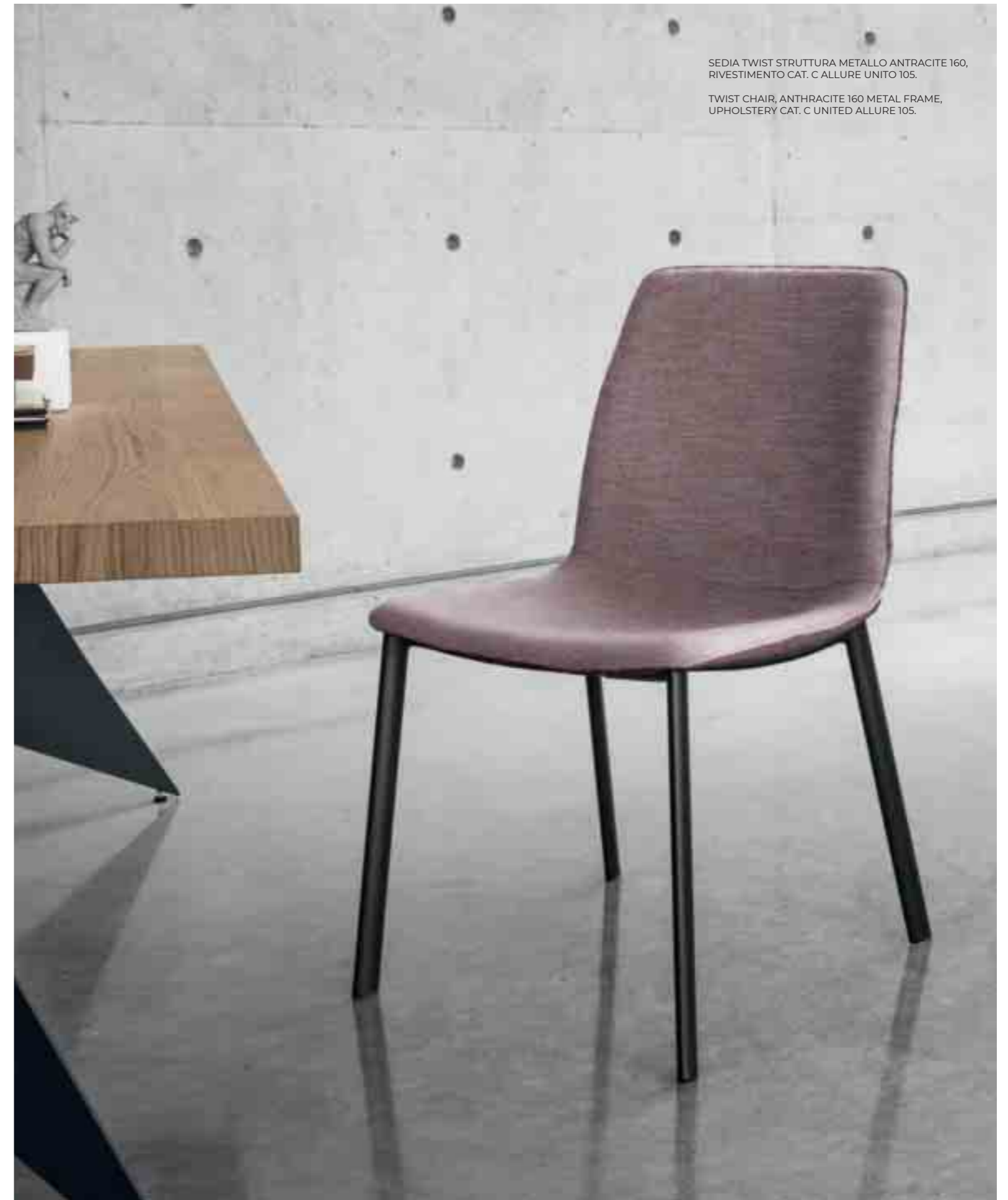
1.



2.

SEIDIA TWIST STRUTTURA METALLO ANTRACITE 160,
RIVESTIMENTO CAT. C ALLURE UNITO 105.

TWIST CHAIR, ANTHRACITE 160 METAL FRAME,
UPHOLSTERY CAT. C UNITED ALLURE 105.




Sofia

FINITURE STRUTTURA / FRAME FINISHES

METALLI / METALS

best sellers

optional



Disponibile anche con gamba rivestita
Also available with coated leg

FINITURE RIVESTIMENTO / UPHOLSTERY

Tessuti del campionario
Fabrics from the sample collection

Non disponibile in Lino Froissé e Texplast
Not available in Froissé Linen and Texplast

MISURE / SIZE

L. 49 P. 55 H. 88 / H. s. 50 cm

SEDIA SOFIA STRUTTURA METALLO ANTRACITE 160,
RIVESTIMENTO CAT. 1/ONE EASY 20.

SOFIA CHAIR, ANTHRACITE 160 METAL FRAME,
UPHOLSTERY CAT. 1/ONE EASY 20.



SEDIA SOFIA CON GAMBA RIVESTITA,
RIVESTIMENTO CAT. B ECONABUCK 13.

SOFIA CHAIR, WITH UPHOLSTERED LEG,
UPHOLSTERY CAT. B 13 ECO-NUBUCK.


Megan

FINITURE STRUTTURA / FRAME FINISHES

METALLI / METALS

best sellers

optional



FINITURE RIVESTIMENTO / UPHOLSTERY

Tessuti del campionario
Fabrics from the sample collection

Non disponibile in Lino Froissé e Texplast
Not available in Froissé Linen and Texplast

Abbinamenti bordino a pag. 340-341
Matching piping pag. 340-341

SEDIA MEGAN STRUTTURA METALLO ANTRACITE 160
RIVESTIMENTO IN CAT. B ECOPELLE VINTAGE 1009
BORDINO IN CAT. ONE ECOPELLE BEIGE BLOOM 7.

MEGAN CHAIR METAL FRAME COL. ANTHRACITE 160
UPHOLSTERY IN CAT. B IMITATION LEATHER VINTAGE
1009 PIPING IN CAT. ONE IMITATION LEATHER BLOOM
7 COL. BEIGE.

MISURE / SIZE

L. 46 P. 54 H. 92 H. s. 48 cm



SEDIE MEGAN A SINISTRA STRUTTURA METALLO
FANGO 161 CON RIVESTIMENTO CAT. B ECOPELLE
VINTAGE 102. A DESTRA STRUTTURA E SEDUTA
RIVESTIMENTO CAT. B ECOPELLE VINTAGE 107 CON
BORDINO IN CAT. ONE/1 BLOOM 5.

MEGAN CHAIRS ON LEFT: METAL FRAME COL.
MUD 161 WITH UPHOLSTERY CAT. B IMITATION
LEATHER VINTAGE 102. ON RIGHT: FRAME AND SEAT
UPHOLSTERY CAT. B IMITATION LEATHER VINTAGE 107
WITH PIPING IN CAT. ONE/1 BLOOM 5.




Havana

FINITURE STRUTTURA / FRAME FINISHES

METALLI / METALS

best sellers



121
Bianco
Gesso



160
Antracite



161
Fango

optional



014
Nero fumo



124
Madreperla



127
Hot



128
Smoke



130
Grigio
Piacenza



150
Canapa



155
Carta da
Zucchero



156
Bordeaux



159
Salvia



165
Bronzo

FINITURE RIVESTIMENTO / UPHOLSTERY

Tessuti del campionario
Fabrics from the sample collection

Non disponibile in Lino Froissé e Texplast
Not available in Froissé Linen and Texplast

MISURE / SIZE

L. 53 P. 52 H. 90 / H. s. 50 cm

SEDIA HAVANA STRUTTURA METALLO ANTRACITE 160, RIVESTIMENTO CAT. A BOSSON ASH.

HAVANA CHAIR, ANTHRACITE 160 METAL FRAME, UPHOLSTERY CAT. A BOSTON ASH.



SEDIA HAVANA STRUTTURA METALLO ANTRACITE 160, RIVESTIMENTO CAT. 1/ONE RIVESTIMENTO ECOPELLE BLOOM 30.


HAVANA CHAIR, ANTHRACITE 160 METAL FRAME, UPHOLSTERY CAT. 1/ONE BLOOM 30 ECO-LEATHER.

Astoria

FINITURE STRUTTURA / FRAME FINISHES

METALLI / METALS

best sellers



121
Bianco
Gesso



160
Antracite



161
Fango

optional



014
Nero fumo



124
Madreperla



127
Hot



128
Smoke



130
Grigio
Piacenza



150
Canapa



155
Carta da
Zucchero



156
Bordeaux



159
Salvia



165
Bronzo

FINITURE RIVESTIMENTO / UPHOLSTERY

Tessuti del campionario
Fabrics from the sample collection

Non disponibile in Lino Froissé e Texplast
Not available in Froissé Linen and Texplast

MISURE / SIZE

L. 56 P. 56 H. 87 / H. s. 50 cm

SEDIA ASTORIA STRUTTURA METALLO ANTRACITE 160,
RIVESTIMENTO CAT. B ECOPELLE VINTAGE 1009.

ASTORIA CHAIR, ANTHRACITE 160 METAL FRAME,
UPHOLSTERY CAT. B VINTAGE 1009 ECO-LEATHER.



SEDIA ASTORIA STRUTTURA METALLO
ANTRACITE 160, RIVESTIMENTO CAT. 1/ONE
RIVESTIMENTO EASY 19.

ASTORIA CHAIR, ANTHRACITE 160 METAL
FRAME, UPHOLSTERY CAT. 1/ONE EASY 19.


Nora

FINITURE STRUTTURA / FRAME FINISHES

METALLI / METALS

best sellers

optional



FINITURE RIVESTIMENTO / UPHOLSTERY

Tessuti del campionario
Fabrics from the sample collection

Non disponibile in Lino Froissé e Texplast
Not available in Froissé Linen and Texplast

MISURE / SIZE

L. 47 P. 57 H. 92 H. s. 47 cm

SEDIA NORA STRUTTURA METALLO ANTRACITE 160
RIVESTIMENTO CAT. A BOSTON WATER GREEN.

NORA CHAIR METAL FRAME COL. ANTHRACITE 160
UPHOLSTERY CAT. A BOSTON WATER GREEN.



SEDIE NORA STRUTTURA METALLO ANTRACITE 160
RIVESTIMENTO CAT. A BOSTON ASH.
NORA CHAIRS METAL FRAME COL. ANTHRACITE 160
UPHOLSTERY CAT. A BOSTON ASH.




Vittoria

FINITURE STRUTTURA / FRAME FINISHES

METALLI / METALS

best sellers

optional



Disponibile anche con gamba rivestita
Also available with upholstered legs

FINITURE RIVESTIMENTO / UPHOLSTERY

Tessuti del campionario
Fabrics from the sample collection

Non disponibile in Lino Froissé e Texplast
Not available in Froissé Linen and Texplast

MISURE / SIZE

L. 44 P. 55 H. 87 / H. s. 51 cm

SEDIA VITTORIA

1. STRUTTURA METALLO ANTRACITE 160, RIVESTIMENTO CAT. 1/ONE ECOPELLE BLOOM 15.
2. STRUTTURA E RIVESTIMENTO CAT. 1/ONE ECOPELLE BLOOM 30.
3. STRUTTURA E RIVESTIMENTO CAT. 1/ONE ECONABUK 12.
4. STRUTTURA METALLO ANTRACITE 160, RIVESTIMENTO CAT. B ECONABUK 13.

VITTORIA CHAIR

1. ANTHRACITE 160 METAL FRAME, UPHOLSTERY CAT. 1/ONE BLOOM 15 ECO-LEATHER.
2. FRAME AND UPHOLSTERY CAT. 1/ONE BLOOM 30 ECO-LEATHER.
3. FRAME AND UPHOLSTERY CAT. 1/ONE 12 ECO-NUBUCK.
4. ANTHRACITE 160 METAL FRAME, UPHOLSTERY CAT. B 13 ECO-NUBUCK.



Asia

SEDIA ASIA

1 - 2. STRUTTURA METALLO ANTRACITE 160,
RIVESTIMENTO CAT. 1/ONE EASY 17.

3 - 4. STRUTTURA METALLO ANTRACITE 160,
RIVESTIMENTO CAT. 1/ONE EASY 6.

ASIA CHAIR

1 - 2. ANTHRACITE 160 METAL FRAME,
UPHOLSTERY CAT. 1/ONE EASY 17.

3 - 4. ANTHRACITE 160 METAL FRAME,
UPHOLSTERY CAT. 1/ONE EASY 6.



1.



2.



3.



4.


Asia

FINITURE STRUTTURA / FRAME FINISHES

METALLI / METALS

best sellers

optional



FINITURE RIVESTIMENTO / UPHOLSTERY

Tessuti del campionario
Fabrics from the sample collection

Non disponibile in Lino Froissé e Texplast
Not available in Froissé Linen and Texplast

MISURE / SIZE

L. 47 P. 52 H. 85 / H. s. 50 cm




Roxy

FINITURE STRUTTURA / FRAME FINISHES

METALLI / METALS

best sellers

optional



FINITURE RIVESTIMENTO / UPHOLSTERY

Tessuti del campionario
Fabrics from the sample collection


Non disponibile in Lino Froissé e Texplast
Not available in Froissé Linen and Texplast

MISURE / SIZE

L. 49 P. 63 H. 85 H. s. 47 cm

SEDIA ROXY STRUTTURA FANGO 161 RIVESTIMENTO
CAT. A BOSTON FOREST.

ROXY CHAIR FRAME COL. MUD 161 UPHOLSTERY CAT.
A BOSTON FOREST.



SEDIA ROXY STRUTTURA ANTRACITE 160
RIVESTIMENTO CAT. A BOSTON LIGHT GREY.


ROXY CHAIR FRAME COL. ANTHRACITE 160
UPHOLSTERY CAT. A BOSTON LIGHT GREY.

Tequila

FINITURE STRUTTURA / FRAME FINISHES

METALLI / METALS

best sellers



121
Bianco
Gesso



160
Antracite



161
Fango

optional



014
Nero fumo



124
Madreperla



127
Hot



128
Smoke



130
Grigio
Piacenza



150
Canapa



155
Carta da
Zucchero



156
Bordeaux



159
Salvia



165
Bronzo

FINITURE RIVESTIMENTO / UPHOLSTERY

Tessuti del campionario
Fabrics from the sample collection

Non disponibile in Lino Froissé e Texplast
Not available in Froissé Linen and Texplast

MISURE / SIZE

L. 47 P. 55 H. 94 / H. s. 50 cm

SEDIA TEQUILA STRUTTURA METALLO ANTRACITE
160, RIVESTIMENTO CAT. B ECONABUK 13.

TEQUILA CHAIR, ANTHRACITE 160 METAL FRAME,
UPHOLSTERY CAT. B 13 ECO-NUBUCK.



SEDIA TEQUILA STRUTTURA METALLO
ANTRACITE 160, RIVESTIMENTO CAT. B
ECOPELLE VINTAGE 103.

TEQUILA CHAIR, ANTHRACITE 160 METAL
FRAME, UPHOLSTERY CAT. B VINTAGE 103
ECO-LEATHER.


Moon

FINITURE STRUTTURA / FRAME FINISHES

METALLI / METALS

best sellers

optional



FINITURE RIVESTIMENTO / UPHOLSTERY

Tessuti del campionario
Fabrics from the sample collection

Non disponibile in Lino Froissé e Texplast
Not available in Froissé Linen and Texplast

MISURE / SIZE

L. 48 P. 57 H. 90 / H. s. 50 cm

SEDIA MOON STRUTTURA METALLO ANTRACITE 160,
RIVESTIMENTO CAT. 1/ONE EASY 19.

MOON CHAIR, ANTHRACITE 160 METAL FRAME,
UPHOLSTERY CAT. 1/ONE EASY 19.



SEDIA MOON STRUTTURA METALLO
ANTRACITE 160, RIVESTIMENTO CAT. C
ALLURE UNITO 11.

MOON CHAIR, ANTHRACITE 160 METAL
FRAME, UPHOLSTERY CAT. C UNITED
ALLURE 11.


Paris

FINITURE STRUTTURA / FRAME FINISHES

METALLI / METALS

best sellers

optional



FINITURE RIVESTIMENTO / UPHOLSTERY

Tessuti del campionario
Fabrics from the sample collection

Non disponibile in Lino Froissé e Texplast
Not available in Froissé Linen and Texplast

MISURE / SIZE

L. 51 P. 57 H. 86 / H. s. 49 cm

SEDIA PARIS STRUTTURA METALLO ANTRACITE 160,
RIVESTIMENTO CAT. 1/ONE SELFIE 601.

PARIS CHAIR, ANTHRACITE 160 METAL FRAME,
UPHOLSTERY CAT. 1/ONE SELFIE 601.



SEDIA PARIS STRUTTURA METALLO
ANTRACITE 160. RIVESTIMENTO
CAT. A BOSTON LIGHT GREY.

PARIS CHAIR, ANTHRACITE 160
METAL FRAME, UPHOLSTERY
CAT. A BOSTON LIGHT GREY.

Paris bicolor

FINITURE STRUTTURA / FRAME FINISHES

METALLI / METALS

best sellers

optional



FINITURE RIVESTIMENTO / UPHOLSTERY

Tessuti del campionario
Fabrics from the sample collection

Non disponibile in Lino Froissé e Texplast
Not available in Froissé Linen and Texplast

MISURE / SIZE

L. 51 P. 58 H. 85 H. s. 47 cm

SEDIE PARIS BICOLOR STRUTTURA METALLO FANGO 161. SEDUTA CAT. ONE EASY 05 RETRO SCHIENALE CAT. B ECOPELLE VINTAGE 102.

PARIS BICOLOR CHAIRS METAL FRAME COL. MUD 161. SEAT CAT. ONE EASY 05 REAR OF BACKREST CAT. B IMITATION LEATHER VINTAGE 102.



SEDIE PARIS BICOLOR STRUTTURA IN METALLO FANGO 161 RIVESTIMENTO 1/ONE EASY 05 E SCHIENALE CAT. B ECOPELLE VINTAGE 102.

PARIS BICOLOR CHAIRS METAL FRAME COL. MUD 161 UPHOLSTERY 1/ONE EASY 05 AND BACKREST CAT. B IMITATION LEATHER VINTAGE 102.

Elena

SEDIA ELENA

1. STRUTTURA METALLO ANTRACITE 160, RIVESTIMENTO CAT. 1/ONE EASY 19.
2. STRUTTURA METALLO ANTRACITE 160, RIVESTIMENTO CAT. 1/ONE EASY 9.
3. STRUTTURA METALLO ANTRACITE 160, RIVESTIMENTO CAT. 1/ONE EASY 16.
4. STRUTTURA METALLO ANTRACITE 160, RIVESTIMENTO CAT. 1/ONE EASY 6.

ELENA CHAIR

1. ANTHRACITE 160 METAL FRAME, UPHOLSTERY CAT. 1/ONE EASY 19.
2. ANTHRACITE 160 METAL FRAME, UPHOLSTERY CAT. 1/ONE EASY 9.
3. ANTHRACITE 160 METAL FRAME, UPHOLSTERY CAT. 1/ONE EASY 16.
4. ANTHRACITE 160 METAL FRAME, UPHOLSTERY CAT. 1/ONE EASY 6.




Elena

FINITURE STRUTTURA / FRAME FINISHES

METALLI / METALS

best sellers



121
Bianco
Gesso



160
Antracite



161
Fango

optional



014
Nero fumo



124
Madreperla



127
Hot



128
Smoke



130
Grigio
Piacenza



150
Canapa



155
Carta da
Zucchero



156
Bordeaux



159
Salvia



165
Bronzo

FINITURE RIVESTIMENTO / UPHOLSTERY

Tessuti del campionario
Fabrics from the sample collection

Non disponibile in Lino Froissé e Texplast
Not available in Froissé Linen and Texplast

MISURE / SIZE

L. 49 P. 55 H. 86 / H. s. 51 cm



SEDIA ELENA STRUTTURA METALLO
ANTRACITE 160, RIVESTIMENTO CAT. C
ALLURE UNITO 105.

ELENA CHAIR, ANTHRACITE 160 METAL
FRAME, UPHOLSTERY CAT. C
UNITED ALLURE 105.


Diva

FINITURE STRUTTURA / FRAME FINISHES

METALLI / METALS

best sellers

optional



FINITURE RIVESTIMENTO / UPHOLSTERY

Tessuti del campionario
Fabrics from the sample collection

Non disponibile in Lino Froissé e Texplast
Not available in Froissé Linen and Texplast

MISURE / SIZE

L. 45 P. 57 H. 100 / H. s. 49 cm

SEDIA DIVA

1. STRUTTURA METALLO BIANCO GESSO 121, RIVESTIMENTO CAT. 1/ONE ECOPELLE BLOOM 4.
2. STRUTTURA METALLO ANTRACITE 160, RIVESTIMENTO CAT. 1/ONE ECOPELLE BLOOM 15.

DIVA CHAIR

1. CHALK WHITE 121 METAL FRAME, UPHOLSTERY CAT. 1/ONE BLOOM 4 ECO-LEATHER.
2. ANTHRACITE 160 METAL FRAME, UPHOLSTERY CAT. 1/ONE BLOOM 15 ECO-LEATHER.




Abba

FINITURE STRUTTURA / FRAME FINISHES

METALLI / METALS

best sellers



121
Bianco
Gesso



160
Antracite



161
Fango

optional



014
Nero fumo



124
Madreperla



127
Hot



128
Smoke



130
Grigio
Piacenza



150
Canapa



155
Carta da
Zucchero



156
Bordeaux



159
Salvia



165
Bronzo

FINITURE RIVESTIMENTO / UPHOLSTERY

Tessuti del campionario
Fabrics from the sample collection

Non disponibile in Lino Froissé e Texplast
Not available in Froissé Linen and Texplast

Abbinamenti bordino a pag. 340-341
Matching piping pag. 340-341

SEDIA ABBA STRUTTURA METALLO ANTRACITE 160
RIVESTIMENTO CAT. A BOSTON CEMENT BORDINO IN
CAT. ONE ECOPELLE BLOOM 7.

ABBA CHAIR METAL FRAME COL. ANTHRACITE 160
UPHOLSTERY CAT. A BOSTON CEMENT PIPING IN CAT.
ONE IMITATION LEATHER BLOOM 7.

MISURE / SIZE

L. 46 P. 56 H. 89 H. s. 47 cm



SEDIE ABBA STRUTTURA METALLO FANGO 161.
RIVESTIMENTO CAT. ONE SELFIE 615 BORDINO
CAT. ONE ECOPELLE BEIGE BLOOM 13.

ABBA CHAIR METAL FRAME COL. MUD 161.
UPHOLSTERY CAT. ONE SELFIE 615 PIPING IN CAT.
ONE IMITATION LEATHER BLOOM 13.

Alice

SEDIA ALICE

1. STRUTTURA METALLO ANTRACITE 160, RIVESTIMENTO CAT. 1/ONE ECOPELLE BLOOM 30.
2. STRUTTURA METALLO ANTRACITE 160, RIVESTIMENTO CAT. 1/ONE ECOPELLE BLOOM 15.
3. STRUTTURA METALLO ANTRACITE 160, RIVESTIMENTO CAT. 1/ONE ECOPELLE BLOOM 5.
4. STRUTTURA METALLO ANTRACITE 160, RIVESTIMENTO CAT. 1/ONE ECOPELLE BLOOM 7.

ALICE CHAIR

1. ANTHRACITE 160 METAL FRAME, UPHOLSTERY CAT. 1/ONE BLOOM 30 ECO-LEATHER.
2. ANTHRACITE 160 METAL FRAME, UPHOLSTERY CAT. 1/ONE BLOOM 15 ECO-LEATHER.
3. ANTHRACITE 160 METAL FRAME, UPHOLSTERY CAT. 1/ONE BLOOM 5 ECO-LEATHER.
4. ANTHRACITE 160 METAL FRAME, UPHOLSTERY CAT. 1/ONE BLOOM 7 ECO-LEATHER.




FINITURE STRUTTURA / FRAME FINISHES

METALLI / METALS

best sellers

optional



FINITURE RIVESTIMENTO / UPHOLSTERY

Tessuti del campionario
Fabrics from the sample collection

Non disponibile in Lino Froissé e Texplast
Not available in Froissé Linen and Texplast

MISURE / SIZE

L. 45 P. 53 H. 78 H. s. 47 cm

SEDIA OFRA STRUTTURA METALLO ANTRACITE 160
RIVESTIMENTO CAT. ONE SELFIE 714.

OFRA CHAIR METAL FRAME COL. ANTHRACITE 160
UPHOLSTERY CAT. ONE SELFIE 714.



SEDIA OFRA STRUTTURA METALLO ANTRACITE 160.
RIVESTIMENTO CAT. ONE EASY 18.

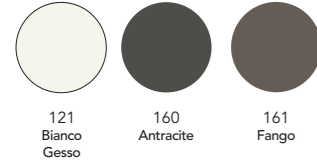
OFRA CHAIR METAL FRAME COL. ANTHRACITE 160.
UPHOLSTERY CAT. ONE EASY 18.

Gaia


FINITURE STRUTTURA / FRAME FINISHES

METALLI / METALS

best sellers



optional



FINITURE RIVESTIMENTO / UPHOLSTERY

Tessuti del campionario
Fabrics from the sample collection

Non disponibile in Lino Froissé e Texplast
Not available in Froissé Linen and Texplast

MISURE / SIZE

L. 43 P. 54 H. 96 / H. s. 50 cm



SEDIE GAIA STRUTTURA METALLO ANTRACITE 160,
RIVESTIMENTO CAT. 1/ONE ECOPELLE BLOOM.

GAIA CHAIRS, ANTHRACITE 160 METAL FRAME,
UPHOLSTERY CAT. 1/ONE ECO-LEATHER BLOOM.


Zenda

FINITURE STRUTTURA / FRAME FINISHES

METALLI / METALS

best sellers

optional



FINITURE RIVESTIMENTO / UPHOLSTERY

Tessuti del campionario
Fabrics from the sample collection

Non disponibile in Lino Froissé e Texplast
Not available in Froissé Linen and Texplast

MISURE / SIZE

L. 47 P. 57 H. 84 H. s. 47 cm

SEDIA ZENDA STRUTTURA FANGO 161 RIVESTIMENTO
A CAT. B IN ECOPELLE VINTAGE 102.

ZENDA CHAIR FRAME COL. MUD 161 UPHOLSTERY
CAT. B IN IMITATION LEATHER VINTAGE 102.



SEDIA ZENDA STRUTTURA ANTRACITE 160
RIVESTIMENTO A CAT. B IN ECOPELLE
VINTAGE 1009.

ZENDA CHAIR FRAME COL. ANTHRACITE 160
UPHOLSTERY CAT. B IN IMITATION LEATHER
VINTAGE 1009.


Sara

FINITURE STRUTTURA / FRAME FINISHES

METALLI / METALS

best sellers

optional



FINITURE RIVESTIMENTO / UPHOLSTERY

Tessuti del campionario
Fabrics from the sample collection

Non disponibile in Lino Froissé e Texplast
Not available in Froissé Linen and Texplast

MISURE / SIZE

L. 47 P. 55 H. 87 / H. s. 51 cm

SEDIA SARA STRUTTURA METALLO ANTRACITE 160,
RIVESTIMENTO CAT. 1/ONE ECOPELLE BLOOM 15.

SARA CHAIR, ANTHRACITE 160 METAL FRAME,
UPHOLSTERY CAT. 1/ONE BLOOM 15 ECO-LEATHER.



SEDIE SARA STRUTTURA METALLO ANTRACITE 160,
RIVESTIMENTO CAT. 1/ONE ECOPELLE BLOOM 4.
SARA CHAIRS, ANTHRACITE 160 METAL FRAME,
UPHOLSTERY CAT. 1/ONE BLOOM 4 ECO-LEATHER.

Lula

FINITURE / FRAME

LEGNO / WOOD



Frassino tinto
Natura



Frassino tinto
Carbone



Frassino tinto
Termocotto

FINITURE RIVESTIMENTO / UPHOLSTERY

Tessuti del campionario
Fabrics from the sample collection

Non disponibile in Lino Froissé e Texplast
Not available in Froissé Linen and Texplast

MISURE / SIZE

L. 48 P. 50 H. 82 / H. s. 46 cm

SEDIA LULA STRUTTURA FRASSINO TINTO CARBONE,
RIVESTIMENTO CAT. B ECONABUK 12.

LULA CHAIR, CHARCOAL-STAINED ASH FRAME,
UPHOLSTERY CAT. B 12 ECO-NUBUCK.



SEDIA LULA STRUTTURA FRASSINO TINTO
CARBONE, RIVESTIMENTO CAT. B DAYTONA 76.

LULA CHAIR, CHARCOAL-STAINED ASH FRAME,
UPHOLSTERY CAT. B DAYTONA 76.

Lucrezia

SEDIA LUCREZIA

1. - 2. STRUTTURA FAGGIO TINTO
CARBONE, RIVESTIMENTO CAT. 1/ONE
ECOPELLE BLOOM 05.

3. - 4. STRUTTURA FAGGIO TINTO
CARBONE, RIVESTIMENTO CAT. B
ECONABUK 13.

LUCREZIA CHAIR

1. - 2. CHARCOAL-STAINED BEECH FRAME,
UPHOLSTERY CAT. 1/ONE BLOOM 05
ECO-LEATHER.

3. - 4. CHARCOAL-STAINED BEECH FRAME,
UPHOLSTERY CAT. B 13 ECO-NUBUCK.



Collezione textile

Camilla

FINITURE RIVESTIMENTO / UPHOLSTERY

Tessuti del campionario
Fabrics from the sample collection

Non disponibile in Ecopelle Bloom, Econabuk,
Ecopelle Vintage, Keen, Texplast
Not available in Bloom eco-leather, eco-nubuck,
Vintage eco-leather, Keen and Texplast

MISURE / SIZE

L. 47 P. 54 H. 100 / H. s. 49 cm



Adele

FINITURE STRUTTURA / FRAME FINISHES

LEGNO / WOOD



Faggio tinto
Natura



Faggio tinto
Carbone



Faggio tinto
Termocotto

FINITURE RIVESTIMENTO / UPHOLSTERY

Tessuti del campionario
Fabrics from the sample collection

Non disponibile in Lino Froissé e Texplast
Not available in Froissé Linen and Texplast

MISURE / SIZE

L. 46 P. 61 H. 99 / H. s. 47 cm

1. SEDIA CAMILLA RIVESTIMENTO
CAT. C LINO FROISSÉ 011

2. SEDIA ADELE STRUTTURA FAGGIO
TINTO CARBONE RIVESTIMENTO
CAT. B ECONABUK 12

1. CAMILLA CHAIR, UPHOLSTERY CAT. C
FROISSÉ LINEN 011

2. ADELE CHAIR, CHARCOAL-STAINED BEECH
FRAME, UPHOLSTERY CAT. B 12 ECO-NUBUCK

Camilla



1.

Adele




2.

Eva

FINITURE STRUTTURA / FRAME FINISHES

METALLI / METALS




FINITURE RIVESTIMENTO / UPHOLSTERY

Disponibile solo in Texplast
Only available in Texplast

MISURE / SIZE

L. 41 P. 58 H. 86 / H. s. 46 cm

Texplast cat. 1/One



TEXPLAST
TORTORA 711

TEXPLAST
GRIGIO PERLA 601

TEXPLAST
GRIGIO SCURO 670

TEXPLAST
NERO 400

SEDIA EVA STRUTTURA METALLO ANTRACITE 160,
RIVESTIMENTO CAT. 1/ONE TEXPLAST TORTORA 711.

SEDIA EVA STRUTTURA METALLO ANTRACITE 160,
RIVESTIMENTO CAT. 1/ONE TEXPLAST NERO 400.

EVA CHAIR, ANTHRACITE 160 METAL FRAME,
UPHOLSTERY CAT. 1/ONE LIGHT GREY 711 TEXPLAST.

EVA CHAIR, ANTHRACITE 160 METAL FRAME,
UPHOLSTERY CAT. 1/ONE TEXPLAST BLACK 400.



SEDIE EVA STRUTTURA METALLO ANTRACITE 160,
RIVESTIMENTO CAT. 1/ONE TEXPLAST NERO 400.
EVA CHAIRS, ANTHRACITE 160 METAL FRAME,
UPHOLSTERY CAT. 1/ONE BLACK 400 TEXPLAST.

Lea

1. SEDIA LEA ANTRACITE

2. SEDIA LEA MADREPERLA

3. SEDIA LEA CARTA DA ZUCCHERO

4. SEDIA LEA BIANCO GESSO

1. ANTHRACITE LEA CHAIR

2. MOTHER-OF-PEARL LEA CHAIR

3. BLUE-GREY LEA CHAIR

4. CHALK WHITE LEA CHAIR



Lea

FINITURE / FINISHES

POLIPROPILENE / POLYPROPYLENE



Bianco Gesso

Antracite

Madreperla

Carta da
zucchero

Sedia impilabile realizzata in materiale resistente ai raggi UV, adatto anche per uso esterno. Certificato CATAS.

Stackable chair made of UV-resistant material, also suitable for outdoor use. CATAS certified.

MISURE / SIZE

L. 44 P. 53 H. 83 / H. seduta - seat 46 cm



SEDIA LEA MADREPERLA.
MOTHER-OF-PEARL LEA CHAIR.

Poltroncine

stile e comfort per ogni stanza della casa

Armchairs, style and comfort for every room in the home

Dalla camera da letto al living, per creare un angolo dedicato alla lettura, per completare una zona home office o per rendere confortevole una postazione make up, le poltroncine sono complementi d'arredo versatili perché si adattano a più ambienti e situazioni. Le forme ergonomiche e avvolgenti ne definiscono il design e i rivestimenti le personalizzano. Pregho, accomodatevi nello stile!

From the bedroom to the lounge, used to create a reading nook, to finish off a home office area or to add the comfort factor to a makeup station, armchairs make versatile occasional pieces as they sit happily in a variety of rooms and situations. Ergonomic, cocooning shapes are the distinguishing traits of their design and...and upholstery gives them a custom look. Please, sit down in style!


Arisa

FINITURE STRUTTURA / FRAME FINISHES

METALLI / METALS

best sellers

optional



FINITURE RIVESTIMENTO / UPHOLSTERY

Tessuti del campionario
Fabrics from the sample collection

Non disponibile in Lino Froissé e Texplast
Not available in Froissé Linen and Texplast

MISURE / SIZE

L. 58 P. 61 H. 82 H. s. 47 cm

POLTRONCINE ARISA STRUTTURA METALLO
ANTRACITE 160 CON RIVESTIMENTO CAT. B ECOPELLE
VINTAGE 1009.

ARISA ARMCHAIRS METAL WITH FRAME COL.
ANTHRACITE 160 WITH UPHOLSTERY CAT. B
IMITATION LEATHER VINTAGE 1009.



POLTRONE ARISA STRUTTURA FANGO 161.
RIVESTIMENTO IN CAT. B ECOPELLE VINTAGE 102.
ARISA ARMCHAIRS FRAME COL. MUD 161. UPHOLSTERY
IN CAT. B IMITATION LEATHER VINTAGE 102.


Carol

FINITURE STRUTTURA / FRAME FINISHES

METALLI / METALS

best sellers

optional



FINITURE RIVESTIMENTO / UPHOLSTERY

Tessuti del campionario
Fabrics from the sample collection

Non disponibile in Lino Froissé e Texplast
Not available in Froissé Linen and Texplast

Abbinamenti bordino a pag. 340-341
Matching piping pag. 340-341

MISURE / SIZE

L. 58 P. 57 H. 82 H. s. 47 cm

POLTRONA CAROL CON STRUTTURA METALLO
ANTRACITE 160 RIVESTIMENTO CAT. B IN ECOPELLE
VINTAGE 107 BORDINO IN CAT. ONE ECOPELLE BLOOM 5.

CAROL ARMCHAIRS FRAME COL. ANTHRACITE 160.
UPHOLSTERY IN CAT. B IMITATION LEATHER VINTAGE 107
PIPING IN CAT. ONE IMITATION LEATHER BLOOM 5.



POLTRONE CAROL STRUTTURA ANTRACITE 160.
RIVESTIMENTO CAT. B ECOPELLE VINTAGE 1009 CON
BORDINO IN CAT. ONE ECOPELLE BLOOM 7.


CAROL ARMCHAIRS FRAME COL. ANTHRACITE 160.
UPHOLSTERY IN CAT. B IMITATION LEATHER VINTAGE
1009 PIPING IN CAT. ONE IMITATION LEATHER BLOOM 7.

Paris

FINITURE STRUTTURA / FRAME FINISHES

METALLI / METALS

best sellers



121
Bianco
Gesso



160
Antracite



161
Fango

optional



014
Nero fumo



124
Madreperla



127
Hot



128
Smoke



130
Grigio
Piacenza



150
Canapa



155
Carta da
Zucchero



156
Bordeaux



159
Salvia



165
Bronzo

FINITURE RIVESTIMENTO / UPHOLSTERY

Tessuti del campionario
Fabrics from the sample collection


Non disponibile in Texplast
Not available in Texplast

MISURE / SIZE

L. 57 P. 60 H. 82 / H. s. 47 cm

POLTRONCINE PARIS STRUTTURA METALLO ANTRACITE 160,
RIVESTIMENTO CAT. C ALLURE COORDINATO 1.

PARIS ARMCHAIRS, ANTHRACITE 160 METAL FRAME,
UPHOLSTERY CAT. C COORDINATED ALLURE 1.



POLTRONCINE PARIS STRUTTURA METALLO ANTRACITE 160,
RIVESTIMENTO ALLURE COORDINATO 101.


PARIS ARMCHAIRS, ANTHRACITE 160 METAL FRAME,
UPHOLSTERY ALLURE COORDINATO 101.

Sofia

FINITURE STRUTTURA / FRAME FINISHES

METALLI / METALS

best sellers



121
Bianco
Gesso



160
Antracite



161
Fango

optional



014
Nero fumo



124
Madreperla



127
Hot



128
Smoke



130
Grigio
Piacenza



150
Canapa



155
Carta da
Zucchero



156
Bordeaux



159
Salvia



165
Bronzo

FINITURE RIVESTIMENTO / UPHOLSTERY

Tessuti del campionario
Fabrics from the sample collection

Non disponibile in Texplast
Not available in Texplast

POLTRONCINE SOFIA STRUTTURA METALLO ANTRACITE 160,
RIVESTIMENTO CAT. B ECOPELLE VINTAGE 1009.

SOFIA ARMCHAIRS, ANTHRACITE 160 METAL FRAME,
UPHOLSTERY CAT. B VINTAGE 1009 ECO-LEATHER.



POLTRONCINE SOFIA STRUTTURA METALLO ANTRACITE 160,
RIVESTIMENTO CAT. 1/ONE ECOPELLE BLOOM 30.

SOFIA ARMCHAIRS, ANTHRACITE 160 METAL FRAME,
UPHOLSTERY CAT. 1/ONE BLOOM 30 ECO-LEATHER.

Lucrezia

FINITURE STRUTTURA / FRAME FINISHES

LEGNO / WOOD



Faggio tinto
Natura



Faggio tinto
Carbone



Faggio tinto
Termocotto

FINITURE RIVESTIMENTO / UPHOLSTERY

Tessuti del campionario
Fabrics from the sample collection

Non disponibile in Texplast
Not available in Texplast

MISURE / SIZE

L. 59 P. 54 H. 86 / H. s. 48 cm



POLTRONCINA LUCREZIA

1. STRUTTURA FAGGIO TINTO CARBONE, RIVESTIMENTO CAT. B TEXAS 28.
2. STRUTTURA FAGGIO TINTO NATURA, RIVESTIMENTO CAT. 1/ONE EASY 1.

LUCREZIA ARMCHAIR


1. CHARCOAL-STAINED BEECH FRAME, UPHOLSTERY CAT. B TEXAS 28.
2. NATURAL-STAINED BEECH FRAME, UPHOLSTERY CAT. 1/ONE EASY 1.

Lilium

FINITURE STRUTTURA / FRAME FINISHES

METALLI / METALS

best sellers



121
Bianco
Gesso



160
Antracite



161
Fango

optional



014
Nero fumo



124
Madreperla



127
Hot



128
Smoke



130
Grigio
Piacenza



150
Canapa



155
Carta da
Zucchero



156
Bordeaux



159
Salvia



165
Bronzo

FINITURE RIVESTIMENTO / UPHOLSTERY

Tessuti del campionario
Fabrics from the sample collection

Non disponibile in Texplast
Not available in Texplast

MISURE / SIZE

L. 58 P. 57 H. 83 / H. s. 47 cm

POLTRONCINE LILIUM STRUTTURA METALLO
ANTRACITE 160, RIVESTIMENTO CAT. A SMILE 35.

LILIUM ARMCHAIRS, ANTHRACITE 160 METAL FRAME,
UPHOLSTERY CAT. A SMILE 35.



POLTRONCINE LILIUM STRUTTURA METALLO
ANTRACITE 160, RIVESTIMENTO CAT. C LINO FROISSÉ 19.
LILIUM ARMCHAIRS, ANTHRACITE 160 METAL FRAME,
UPHOLSTERY CAT. C FROISSÉ LINEN 19.

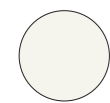


Chicco

FINITURE STRUTTURA / FRAME FINISHES

METALLI / METALS

best sellers



121
Bianco
Gesso



160
Antracite



161
Fango

optional



014
Nero fumo



124
Madreperla



127
Hot



128
Smoke



130
Grigio
Piacenza



150
Canapa



155
Carta da
Zucchero



156
Bordeaux



159
Salvia



165
Bronzo

FINITURE RIVESTIMENTO / UPHOLSTERY

Tessuti del campionario
Fabrics from the sample collection

Non disponibile in Texplast
Not available in Texplast

MISURE / SIZE

L. 58 P. 60 H. 83 / H. s. 50 cm

POLTRONCINE CHICCO STRUTTURA METALLO
ANTRACITE 160, RIVESTIMENTO CAT. 1/ONE EASY 19.

CHICCO ARMCHAIRS, ANTHRACITE 160 METAL FRAME,
UPHOLSTERY CAT. 1/ONE EASY 19.



POLTRONCINE CHICCO STRUTTURA METALLO
ANTRACITE 160, RIVESTIMENTO CAT. B ECONABUK 13.

CHICCO ARMCHAIRS, ANTHRACITE 160 METAL FRAME,
UPHOLSTERY CAT. B 13 ECO-NUBUCK.



Sgabelli

sempre all'altezza delle situazioni

Stools, set the bar high

Gli sgabelli sono le sedute perfette delle cucine moderne, dove isole, penisole e banconi snack sono le soluzioni d'arredo più di tendenza. Oltre ad essere piani di lavoro, questi elementi diventano zone molto funzionali per la colazione in famiglia, la merenda dei bambini e gli aperitivi con gli amici. Gli sgabelli offrono una grande comodità per tutti e aggiungono stile e praticità alla cucina.

Stools make perfect perches in modern kitchens, where islands, peninsulas and breakfast bars are the furniture solutions du jour. Apart from serving as worktops, these elements also make super functional areas for family breakfasts, kids' snacks and pre-dinner drinks with friends. Stools give everyone a beautifully comfortable place to sit and add an element of style and practicality to the kitchen.


Arisa

FINITURE STRUTTURA / FRAME FINISHES

METALLI / METALS

best sellers

optional



FINITURE RIVESTIMENTO / UPHOLSTERY

Tessuti del campionario
Fabrics from the sample collection

Non disponibile in Lino Froissé e Texplast
Not available in Froissé Linen and Texplast

MISURE / SIZE

L. 51 P. 57 H. 96 H. s. 65 cm

SGABELLO ARISA STRUTTURA METALLO ANTRACITE 160,
RIVESTIMENTO CAT. B IN ECOPELLE VINTAGE 1009.

ARISA STOOL METAL FRAME COL. ANTHRACITE 160
UPHOLSTERY CAT. B IN IMITATION LEATHER VINTAGE
1009.



SGABELLO ARISA STRUTTURA METALLO FANGO 161,
RIVESTIMENTO CAT. B ECOPELLE VINTAGE 102.

ARISA STOOL METAL FRAME COL. MUD 161 UPHOLSTERY
CAT. B IN IMITATION LEATHER VINTAGE 102.


Carol

FINITURE STRUTTURA / FRAME FINISHES

METALLI / METALS

best sellers

optional



FINITURE RIVESTIMENTO / UPHOLSTERY

Tessuti del campionario
Fabrics from the sample collection

Non disponibile in Lino Froissé e Texplast
Not available in Froissé Linen and Texplast

Abbinamenti bordino a pag. 340-341
Matching piping pag. 340-341

MISURE / SIZE

L. 58 P. 57 H. 82 H. s. 47 cm

SGABELLO CAROL STRUTTURA METALLO ANTRACITE
160 RIVESTIMENTO CAT. A BOSTON MOUSE BORDINO
IN CAT. ONE ECOPELLE ANTRACITE BLOOM 5.

CAROL STOOL METAL FRAME COL. ANTHRACITE 160
UPHOLSTERY CAT. A BOSTON MOUSE PIPING IN CAT.
ONE IMITATION LEATHER BLOOM 5 COL. ANTHRACITE.



SGABELLO CAROL STRUTTURA METALLO ANTRACITE
160 RIVESTIMENTO CAT. A BOSTON CEMENT BORDINO
IN CAT. ONE ECOPELLE ANTRACITE BLOOM 7.

CAROL STOOL METAL FRAME COL. ANTHRACITE 160
UPHOLSTERY CAT. A BOSTON CEMENT PIPING IN CAT.
ONE IMITATION LEATHER BLOOM 7 COL. ANTHRACITE.

Paris

FINITURE STRUTTURA / FRAME FINISHES

Solo per versione fisso /
Only for fixed version

METALLI / METALS

best sellers



Solo per versione gas alzabile /
Only for liftable gas version

METALLI / METALS



FINITURE RIVESTIMENTO / UPHOLSTERY

Tessuti del campionario
Fabrics from the sample collection

Non disponibile in Lino Froissé e Texplast
Not available in Froissé Linen and Texplast

SGABELLO PARIS STRUTTURA GAS ALZABILE
METALLO CROMO, RIVESTIMENTO CAT. B ECOPELLE
VINTAGE 1009.

PARIS STOOL LIFTABLE GAS, CHROME METAL FRAME,
UPHOLSTERY CAT. B VINTAGE 1009 ECO-LEATHER.

MISURE / SIZE

L. 42 P. 42 H. 113 / H. s. cm



SGABELLO PARIS STRUTTURA METALLO
ANTRACITE 160, RIVESTIMENTO CAT. B
ECOPELLE BLOOM 15.

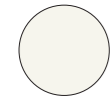
PARIS STOOL, ANTRACITE 160 METAL
FRAME, UPHOLSTERY CAT. B BLOOM 15
ECO-LEATHER.

Elena

FINITURE STRUTTURA / FRAME FINISHES

METALLI / METALS

best sellers



121
Bianco
Gesso



160
Antracite



161
Fango

optional



014
Nero fumo



124
Madreperla



127
Hot



128
Smoke



130
Grigio
Piacenza



150
Canapa



155
Carta da
Zucchero



156
Bordeaux



159
Salvia



165
Bronzo

SGABELLO ELENA

1. - 2. STRUTTURA METALLO ANTRACITE 160,
RIVESTIMENTO CAT. 1/ONE EASY 17.

3. - 4. STRUTTURA METALLO ANTRACITE 160,
RIVESTIMENTO CAT. B TEXAS 10.

ELENA STOOL

1. - 2. ANTHRACITE 160 METAL FRAME, UPHOLSTERY
CAT. 1/ONE EASY 17.

3. - 4. ANTHRACITE 160 METAL FRAME, UPHOLSTERY
CAT. B TEXAS 10.

FINITURE RIVESTIMENTO / UPHOLSTERY

Tessuti del campionario
Fabrics from the sample collection

Non disponibile in Lino Froissé e Texplast
Not available in Froissé Linen and Texplast

MISURE / SIZE

L. 48 P. 52 H. 105 / H. s. 66 cm



1.



2.



3.




4.

FINITURE STRUTTURA / FRAME FINISHES

METALLI / METALS

best sellers

optional



FINITURE RIVESTIMENTO / UPHOLSTERY

Tessuti del campionario
Fabrics from the sample collection

Non disponibile in Lino Froissé e Texplast
Not available in Froissé Linen and Texplast

MISURE / SIZE

L. 34 P. 34 H. 65 cm

1. SGABELLO FEZ STRUTTURA METALLO ANTRACITE 160,
RIVESTIMENTO CAT. 1/ONE ECOPELLE BLOOM 38.

2. SGABELLO FEZ STRUTTURA METALLO ANTRACITE 160,
RIVESTIMENTO CAT. 1/ONE ECOPELLE BLOOM 15.

1. FEZ STOOL, ANTHRACITE 160 METAL FRAME,
UPHOLSTERY CAT. 1/ONE BLOOM 38 ECO-LEATHER.

2. FEZ STOOL, ANTHRACITE 160 METAL FRAME,
UPHOLSTERY CAT. 1/ONE BLOOM 15 ECO-LEATHER.



1.



2.



SGABELLO FEZ STRUTTURA METALLO BIANCO GESSO 121,
RIVESTIMENTO CAT. C ALLURE UNITO 11.

FEZ STOOL, CHALK WHITE 121 METAL FRAME,
UPHOLSTERY CAT. C UNITED ALLURE 11.

Bridge

FINITURE STRUTTURA / FRAME FINISHES

METALLI / METALS



Cromo
Lucido

FINITURE RIVESTIMENTO / UPHOLSTERY

Tessuti del campionario
Fabrics from the sample collection

Non disponibile in Lino Froissé e Texplast
Not available in Froissé Linen and Texplast

MISURE / SIZE

L. 41 P. 60 H. 97-123 / H. s. cm

SGABELLO BRIDGE

1. - 2. STRUTTURA METALLO CROMO,
RIVESTIMENTO CAT. B ECOPELLE VINTAGE 102.
3. - 4. STRUTTURA METALLO CROMO,
RIVESTIMENTO CAT. B ECOPELLE VINTAGE 1015.

BRIDGE STOOL

1. - 2. CHROME METAL FRAME, UPHOLSTERY CAT. B
VINTAGE 102 ECO-LEATHER.
3. - 4. CHROME METAL FRAME, UPHOLSTERY CAT. B
VINTAGE 1015 ECO-LEATHER.



1.



2.



3.



4.


Sara

FINITURE STRUTTURA / FRAME FINISHES

METALLI / METALS

best sellers

optional



FINITURE RIVESTIMENTO / UPHOLSTERY

Tessuti del campionario
Fabrics from the sample collection

Non disponibile in Lino Froissé e Texplast
Not available in Froissé Linen and Texplast

MISURE / SIZE

L. 46 P. 50 H. 106 / H. s. 77 cm

SGABELLO SARA STRUTTURA METALLO ANTRACITE 160,
RIVESTIMENTO CAT. C ALLURE UNITO 105.

SARA STOOL, ANTHRACITE 160 METAL FRAME,
UPHOLSTERY CAT. C UNITED ALLURE 105.



SGABELLI SARA STRUTTURA METALLO
ANTRACITE 160, RIVESTIMENTO CAT. 1/ONE
ECOPELLE BLOOM 5.
FLAT Ø 60 H. 110 CM
STRUTTURA STRUTTURA METALLO
CROMATO, PIANO VETRO LUCIDO BIANCO
GESSO 421.

SARA STOOLS, 160 METAL ANTHRACITE 160
FRAME, UPHOLSTERY CAT. 1/ONE BLOOM 5
ECO-LEATHER.
FLAT Ø 60 H. 110 CM
CHROME METAL FRAME, CHALK WHITE 421
GLOSS GLASS TOP.

Clio

FINITURE STRUTTURA / FRAME FINISHES

METALLI / METALS



Cromo
Lucido


FINITURE RIVESTIMENTO / UPHOLSTERY

Disponibile in cuoio rigenerato
Only available in bonded leather

MISURE / SIZE

L. 41 P. 42 H. 65-91 / H. s. 54-80 cm

Cuoio rigenerato / Bonded leather



BIANCO 080



BORDEAUX 081



TORTORA 082



PIOMBO 083



NERO 084

SGABELLO CLIO

1. SGABELLO CLIO STRUTTURA METALLO CROMO, RIVESTIMENTO CUOIO RIGENERATO NERO 084.
2. SGABELLO CLIO STRUTTURA METALLO CROMO, RIVESTIMENTO CUOIO RIGENERATO TORTORA 082.
3. SGABELLO CLIO STRUTTURA METALLO CROMO, RIVESTIMENTO CUOIO RIGENERATO BIANCO 080.
4. SGABELLO CLIO STRUTTURA METALLO CROMO, RIVESTIMENTO CUOIO RIGENERATO BORDEAUX 081.

CLIO STOOL

1. CLIO STOOL, CHROME METAL FRAME, BLACK 084 BONDED LEATHER UPHOLSTERY.
2. CLIO STOOL, CHROME METAL FRAME, LIGHT GREY 082 BONDED LEATHER UPHOLSTERY.
3. CLIO STOOL, CHROME METAL FRAME, WHITE BONDED 080 LEATHER UPHOLSTERY.
4. CLIO STOOL, CHROME METAL FRAME, BORDEAUX 081 BONDED LEATHER UPHOLSTERY.



1.



2.



3.



4.


July

FINITURE STRUTTURA / FRAME FINISHES

METALLI / METALS

best sellers

optional



FINITURE SEDUTA / SEAT FINISHING

Tessuti del campionario
Fabrics from the sample collection

Non disponibile in Lino Froissé e Texplast
Not available in Froissé Linen and Texplast

LEGNO / WOOD



1. SGABELLO JULY STRUTTURA METALLO ANTRACITE 160,
SEDUTA ROVERE TINTO NATURA.

2. SGABELLO JULY STRUTTURA METALLO ANTRACITE 160,
SEDUTA ROVERE TINTO CARBONE.

1. JULY STOOL, ANTHRACITE 160 METAL FRAME,
NATURAL-STAINED OAK SEAT.

2. JULY STOOL, STRUTTURA METALLO ANTRACITE 160,
CHARCOAL-STAINED OAK FRAME SEAT.



1.



2.



SGABELLO JULY STRUTTURA METALLO BIANCO GESSO 121,
RIVESTIMENTO CAT. 1/ONE ECOPELLE BLOOM 5.

JULY STOOL, CHALK WHITE 121 METAL FRAME,
UPHOLSTERY CAT. 1/ONE BLOOM 5 ECO-LEATHER.

Lucrezia

FINITURE STRUTTURA / FRAME FINISHES

LEGNO / WOOD



Faggio tinto
Natura

Faggio tinto
Carbone

Faggio tinto
Termocotto

FINITURE RIVESTIMENTO / UPHOLSTERY

Tessuti del campionario
Fabrics from the sample collection

Non disponibile in Lino Froissé e Texplast
Not available in Froissé Linen and Texplast

SGABELLO LUCREZIA STRUTTURA FAGGIO TINTO
CARBONE, RIVESTIMENTO CAT. B ECOPELLE VINTAGE
1009.

LUCREZIA STOOL, CHARCOAL-STAINED BEECH FRAME,
UPHOLSTERY CAT. B VINTAGE 1009 ECO-LEATHER.

MISURE / SIZE

L. 46 P. 52 H. 101 / H. s. 65 cm



SGABELLO LUCREZIA STRUTTURA FAGGIO TINTO NATURA,
RIVESTIMENTO CAT. A BOSTON WATER GREEN.

LUCREZIA STOOL, NATURAL-STAINED BEECH FRAME,
UPHOLSTERY CAT. A BOSTON WATER GREEN.


Diva

FINITURE STRUTTURA / FRAME FINISHES

METALLI / METALS

best sellers

optional



FINITURE RIVESTIMENTO / UPHOLSTERY

Tessuti del campionario
Fabrics from the sample collection

Non disponibile in Lino Froissé e Texplast
Not available in Froissé Linen and Texplast

MISURE / SIZE

L. 45 P. 56 H. 102 / H. s. 65 cm

SGABELLO DIVA STRUTTURA METALLO BIANCO GESSO 121,
RIVESTIMENTO CAT. A SMILE 19.

DIVA STOOL, CHALK WHITE 121 METAL FRAME, UPHOLSTERY
CAT. A SMILE 19.



SGABELLO DIVA STRUTTURA METALLO ANTRACITE 160,
RIVESTIMENTO CAT. B TEXAS 10.

DIVA STOOL, ANTHRACITE 160 METAL FRAME, UPHOLSTERY
CAT. B TEXAS 10.

Campus

FINITURE STRUTTURA / FRAME FINISHES

METALLI / METALS



Cromo
Lucido

FINITURE RIVESTIMENTO / UPHOLSTERY

Solo cuoio rigenerato
Only available in bonded leather

MISURE / SIZE

L. 40 P. 50 H. 65-90 / H. s. 55-80 cm


Cuoio rigenerato / Bonded leather



BIANCO 080



BORDEAUX 081



TORTORA 082



PIOMBO 083



NERO 084

SGABELLO CAMPUS

1. SGABELLO CLIO STRUTTURA METALLO CROMO, RIVESTIMENTO CUOIO RIGENERATO BIANCO 080.
2. SGABELLO CLIO STRUTTURA METALLO CROMO, RIVESTIMENTO CUOIO RIGENERATO BORDEAUX 081.
3. SGABELLO CLIO STRUTTURA METALLO CROMO, RIVESTIMENTO CUOIO RIGENERATO PIOMBO 083.
4. SGABELLO CLIO STRUTTURA METALLO CROMO, RIVESTIMENTO CUOIO RIGENERATO TORTORA 082.

CAMPUS STOOL

1. CLIO STOOL, CHROME METAL FRAME, WHITE 080 BONDED LEATHER UPHOLSTERY.
2. CLIO STOOL, CHROME METAL FRAME, BORDEAUX 081 BONDED LEATHER UPHOLSTERY.
3. CLIO STOOL, CHROME METAL FRAME, LEAD GREY 083 BONDED LEATHER UPHOLSTERY.
4. CLIO STOOL, CHROME METAL FRAME, LIGHT GREY 082 BONDED LEATHER UPHOLSTERY.



1.



2.



3.

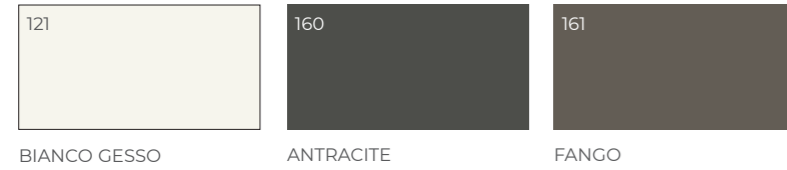


4.


FINITURE_FINISHES

METALLI / METALS

best sellers



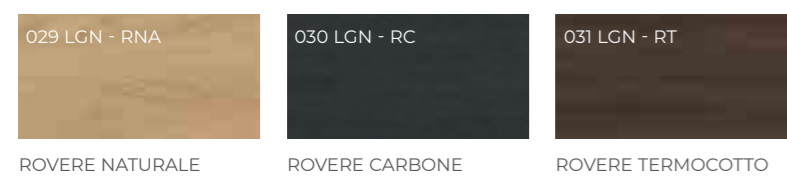
optional



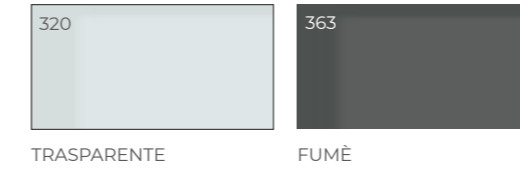
MATERICI / TEXTURED




LEGNO/ WOOD




VETRO / GLASS



VETRO LUCIDO / GLOSS GLASS



VETRO SATINATO / SATIN GLASS




FINITURE_FINISHES

CERAMICA ELEGANCE




PIETRA SAVOIA 010 PIETRA PERLA 011 PIETRA ANTRACITE 012 STATUARIO BIANCO OPACO 020 OXIDE BIANCO 030 OXIDE NERO 031



FOKOS TERRA 032 FOKOS PIOMBO 033 URBAN MARBLE 034 AMANI 035

CERAMICA PREMIUM



CALACATTA ORO VENATO LUCIDO 040 NOIR DESIR LUCIDO 041 EMPERADOR LUCIDO 042 NERO GRECO 043

FINITURE_FINISHES

ECOPELLE BLOOM cat. 1/One

composizione_composition 85% PVC - 15% PU

lavaggio_washing



BLOOM 1 BLOOM 26 BLOOM 9 BLOOM 11 BLOOM 4 BLOOM 5



BLOOM 6 BLOOM 7 BLOOM 8 BLOOM 29 BLOOM 30 BLOOM 15



BLOOM 31 BLOOM 6 BLOOM 13 BLOOM 45 BLOOM 38 BLOOM 56



BLOOM 17

EASY cat. 1/One ACQUACLEAN

composizione_composition 100% Poliestere _ Polyester

lavaggio_washing



EASY 1 EASY 18 EASY 17 EASY 5 EASY 19 EASY 20




EASY 21 EASY 16 EASY 6 EASY 9

FINITURE_FINISHES


SELFIE ACQUA CLEAN cat. 1/One

composizione_composition 100% Poliestere _ Polyester

lavaggio_washing



SELFIE 600 SELFIE 101 SELFIE 409 SELFIE 615 SELFIE 601 SELFIE 714




SELFIE 900 SELFIE 302 SELFIE 503 SELFIE 315 SELFIE 811 SELFIE 814

SMILE cat. A

composizione_composition 100% Cotone _ Cotton

lavaggio_washing



SMILE 1 SMILE 21 SMILE 46 SMILE 36 SMILE 20 SMILE 12



SMILE 35 SMILE 104 SMILE 105 SMILE 33 SMILE 19 SMILE 15



SMILE 52 SMILE 42 SMILE 51


BOSTON cat. A

composizione_composition 100% Poliestere _ Polyester

lavaggio_washing



CEMENT LIGHT GREY ASH MOUSE BLACK WATER GREEN



OCEAN GREEN FOREST MOSTAZA

FINITURE_FINISHES

DAYTONA ACQUA CLEAN cat. B

composizione_composition 100% Poliestere _ Polyester

lavaggio_washing



DAYTONA 60 DAYTONA 76 DAYTONA 139 DAYTONA 77 DAYTONA 165 DAYTONA 78



DAYTONA 109 DAYTONA 158

ECOPELLE VINTAGE cat. B

composizione_composition 80% Polivinilcloruro _ Polyvinyl chloride (PVC) - 2% Poliuretano _ Polyurethane (PU) - 18% Poliestere _ Polyester (PL)

lavaggio_washing



E. VINTAGE 1008 E. VINTAGE 1009 E. VINTAGE 101 E. VINTAGE 102 E. VINTAGE 103 E. VINTAGE 106



E. VINTAGE 107 E. VINTAGE 1011 E. VINTAGE 1015


ECONABUK cat. B

composizione_composition 41% Poliuretano _ Polyurethane (PU) - 47% Poliestere _ Polyester (PL) - 9% Cotone _ Cotton - 3% Colla _ Glue

lavaggio_washing



ECONABUK 01 ECONABUK 02 ECONABUK 03 ECONABUK 07 ECONABUK 08 ECONABUK 11



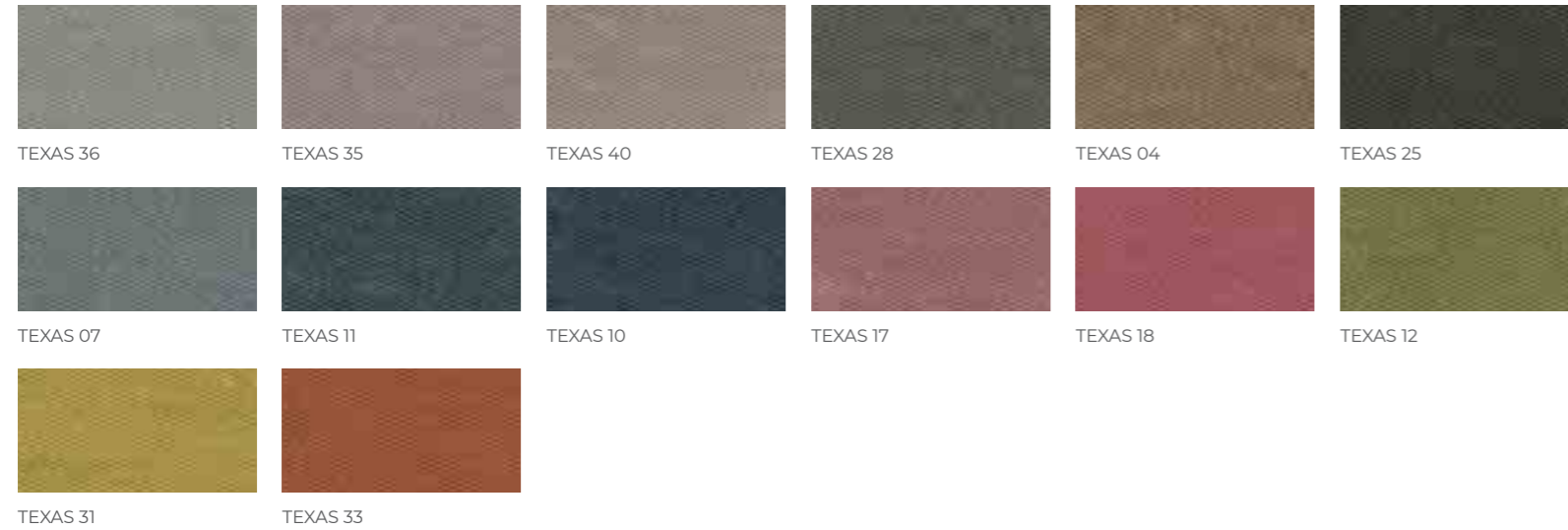
ECONABUK 12 ECONABUK 13 ECONABUK 05

FINITURE_FINISHES

TEXAS cat. B

composizione_composition 100% Cotone _ Cotton

lavaggio_washing



LINO FROISSÉ cat. C

composizione_composition 100% Lino _ Linen

lavaggio_washing

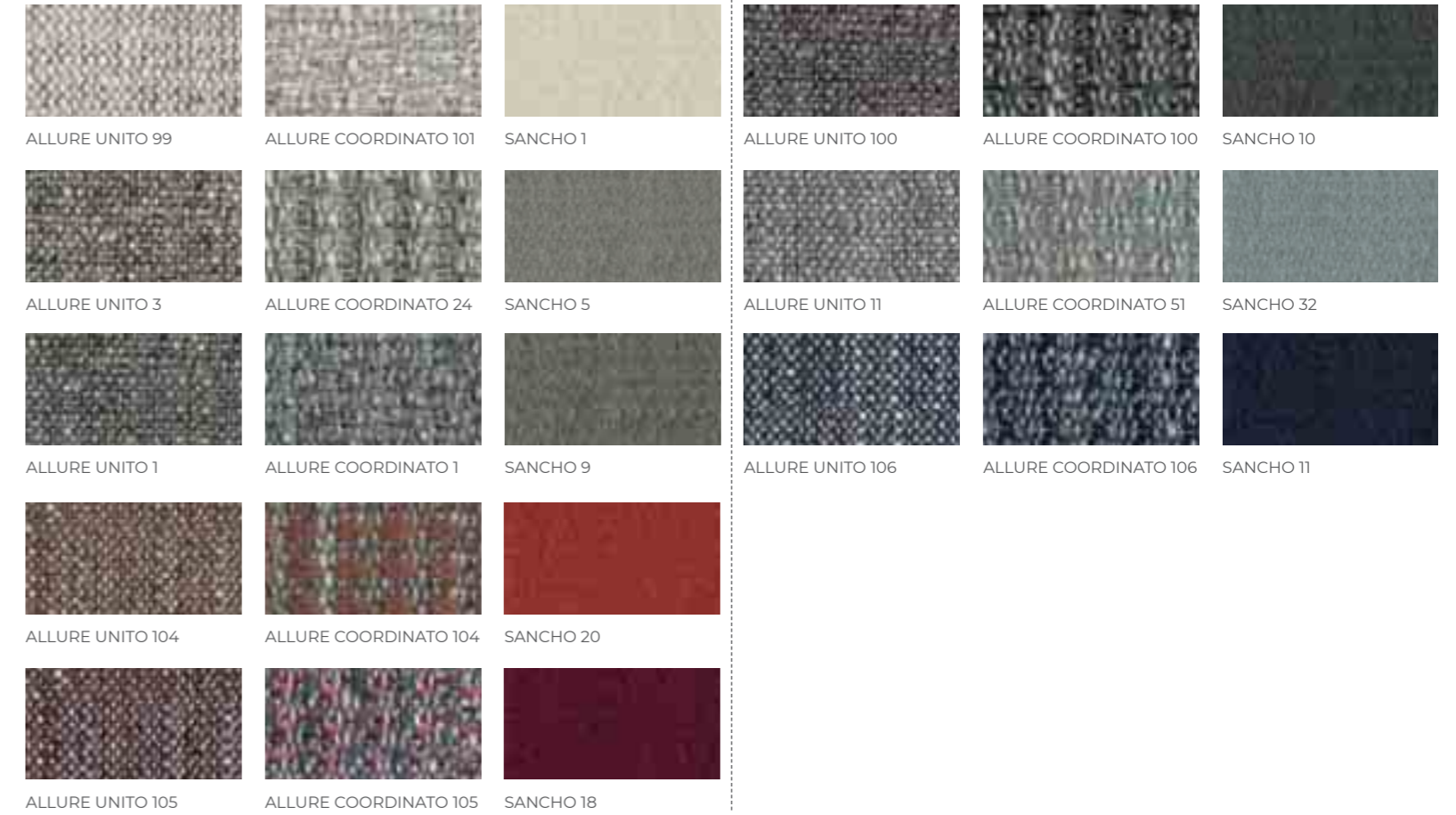


FINITURE_FINISHES

ALLURE UNITO - ALLURE COORDINATO - SANCHO cat. C

composizione_composition 53% Viscosa _ Viscose - 23% Lino _ Linen - 17% Cotone _ Cotton - 4% Poliestere _ Polyester - 3% Acrilico _ Acrylic

lavaggio_washing



PELLE KEEN cat. E

composizione_composition Origine animale: bufali _ Origin: buffalo - Tipo di Concia: ai sali di cromo _ Tanning: chrome salts

Tipo di tintura: all'anilina _ Dyeing: aniline

lavaggio_washing



FINITURE_FINISHES

ABBINAMENTI BORDINO SEDIE _ MATCHING CHAIR PIPING

Categoria Category	Tessuto Fabric	Bordino Piping
1/one	Bloom 01	Bloom 13
1/one	Bloom 26	Bloom 13
1/one	Bloom 09	Bloom 13
1/one	Bloom 11	Bloom 13
1/one	Bloom 04	Bloom 7
1/one	Bloom 05	Bloom 7
1/one	Bloom 06	Bloom 7
1/one	Bloom 07	Bloom 5
1/one	Bloom 08	Bloom 5
1/one	Bloom 29	Bloom 13
1/one	Bloom 30	Bloom 13
1/one	Bloom 15	Bloom 5
1/one	Bloom 31	Bloom 13
1/one	Bloom 32	Bloom 13
1/one	Bloom 13	Bloom 5
1/one	Bloom 45	Bloom 5
1/one	Bloom 38	Bloom 5
1/one	Bloom 56	Bloom 5
1/one	Bloom 17	Bloom 5
1/one	Easy 01	Bloom 7
1/one	Easy 18	Bloom 7
1/one	Easy 17	Bloom 7
1/one	Easy 05	Bloom 7
1/one	Easy 19	Bloom 13
1/one	Easy 20	Bloom 13
1/one	Easy 21	Bloom 7
1/one	Easy 16	Bloom 7
1/one	Easy 06	Bloom 7
1/one	Easy 09	Bloom 5
1/one	Selfie 600	Bloom 7
1/one	Selfie 101	Bloom 13
1/one	Selfie 409	Bloom 13
1/one	Selfie 615	Bloom 13
1/one	Selfie 601	Bloom 7
1/one	Selfie 714	Bloom 5
1/one	Selfie 900	Bloom 5
1/one	Selfie 302	Bloom 7
1/one	Selfie 503	Bloom 5
1/one	Selfie 315	Bloom 7
1/one	Selfie 811	Bloom 7
1/one	Selfie 814	Bloom 5

Categoria Category	Tessuto Fabric	Bordino Piping
A	Smile 01	Bloom 7
A	Smile 21	Bloom 13
A	Smile 46	Bloom 13
A	Smile 36	Bloom 7
A	Smile 20	Bloom 5
A	Smile 12	Bloom 5
A	Smile 35	Bloom 5
A	Smile 104	Bloom 7
A	Smile 105	Bloom 5
A	Smile 33	Bloom 5
A	Smile 19	Bloom 7
A	Smile 15	Bloom 7
A	Smile 52	Bloom 13
A	Smile 42	Bloom 5
A	Smile 51	Bloom 7
A	Boston Cement	Bloom 7
A	Boston Light grey	Bloom 7
A	Boston Ash	Bloom 5
A	Boston Mouse	Bloom 13
A	Boston Black	Bloom 5
A	Boston Water green	Bloom 7
A	Boston Ocean	Bloom 5
A	Boston Green	Bloom 7
A	Boston Forest	Bloom 13
A	Boston Mostaza	Bloom 7

FINITURE_FINISHES

ABBINAMENTI BORDINO SEDIE _ MATCHING CHAIR PIPING

Categoria Category	Tessuto Fabric	Bordino Piping
B	Daytona 60	Bloom 7
B	Daytona 76	Bloom 7
B	Daytona 139	Bloom 13
B	Daytona 77	Bloom 5
B	Daytona 165	Bloom 7
B	Daytona 78	Bloom 7
B	Daytona 78	Bloom 5
B	Daytona 158	Bloom 13
B	E. Vintage 1008	Bloom 7
B	E. Vintage 1009	Bloom 7
B	E. Vintage 101	Bloom 13
B	E. Vintage 102	Bloom 13
B	E. Vintage 103	Bloom 13
B	E. Vintage 106	Bloom 13
B	E. Vintage 107	Bloom 5
B	E. Vintage 1011	Bloom 5
B	E. Vintage 1015	Bloom 5
B	Econabuk 01	Bloom 13
B	Econabuk 02	Bloom 13
B	Econabuk 03	Bloom 5
B	Econabuk 07	Bloom 13
B	Econabuk 08	Bloom 13
B	Econabuk 11	Bloom 7
B	Econabuk 12	Bloom 5
B	Econabuk 13	Bloom 5
B	Econabuk 05	Bloom 7
B	Texas 36	Bloom 7
B	Texas 35	Bloom 7
B	Texas 40	Bloom 7
B	Texas 28	Bloom 7
B	Texas 04	Bloom 7
B	Texas 25	Bloom 5
B	Texas 07	Bloom 7
B	Texas 11	Bloom 5
B	Texas 10	Bloom 5
B	Texas 17	Bloom 5
B	Texas 18	Bloom 5
B	Texas 12	Bloom 7
B	Texas 31	Bloom 7
B	Texas 33	Bloom 7

Categoria Category	Tessuto Fabric	Bordino Piping
C	Allure unito 99	Bloom 7
C	Allure unito 03	Bloom 7
C	Allure unito 01	Bloom 5
C	Allure unito 104	Bloom 7
C	Allure unito 105	Bloom 5
C	Allure unito 100	Bloom 5
C	Allure unito 11	Bloom 7
C	Allure unito 106	Bloom 5
C	Allure coordinato 101	Bloom 13
C	Allure coordinato 24	Bloom 7
C	Allure coordinato 01	Bloom 7
C	Allure coordinato 104	Bloom 5
C	Allure coordinato 105	Bloom 7
C	Allure coordinato 100	Bloom 5
C	Allure coordinato 51	Bloom 7
C	Allure coordinato 106	Bloom 5
C	Sancho 01	Bloom 13
C	Sancho 05	Bloom 7
C	Sancho 09	Bloom 5
C	Sancho 20	Bloom 7
C	Sancho 18	Bloom 5
C	Sancho 10	Bloom 5
C	Sancho 32	Bloom 7
C	Sancho 11	Bloom 5
E	Keen 1501	Bloom 5
E	Keen 1502	Bloom 13
E	Keen 1504	Bloom 7
E	Keen 1508	Bloom 7
E	Keen 1509	Bloom 13
E	Keen 1511	Bloom 7
E	Keen 1512	Bloom 13
E	Keen 1516	Bloom 13
E	Keen 1517	Bloom 5
E	Keen 1518	Bloom 5

ITALIER



www.italier.cz | info@italier.cz | +420 774 431 196