

Modenese

LUXURY INTERIORS

ITALIER





Interior design project



What our interior design proposal provides:

- *Measurements & space layout*
- *Floors: marbles and parquets*
- *General decoration: doors, windows, walls and ceilings*
- *Furniture design*
- *Lighting design*
- *Curtains & Fabrics*
- *Accessories and decorations*





Interior design project

Measurement & Space layout



- MEASUREMENT & SPACE LAYOUT
- FLOORS
- GENERAL DECORATION: doors, walls, windows and ceiling
- FURNITURE DESIGN
- LIGHTING DESIGN
- CURTAINS & FABRICS
- ACCESSORIES AND DECORATIONS



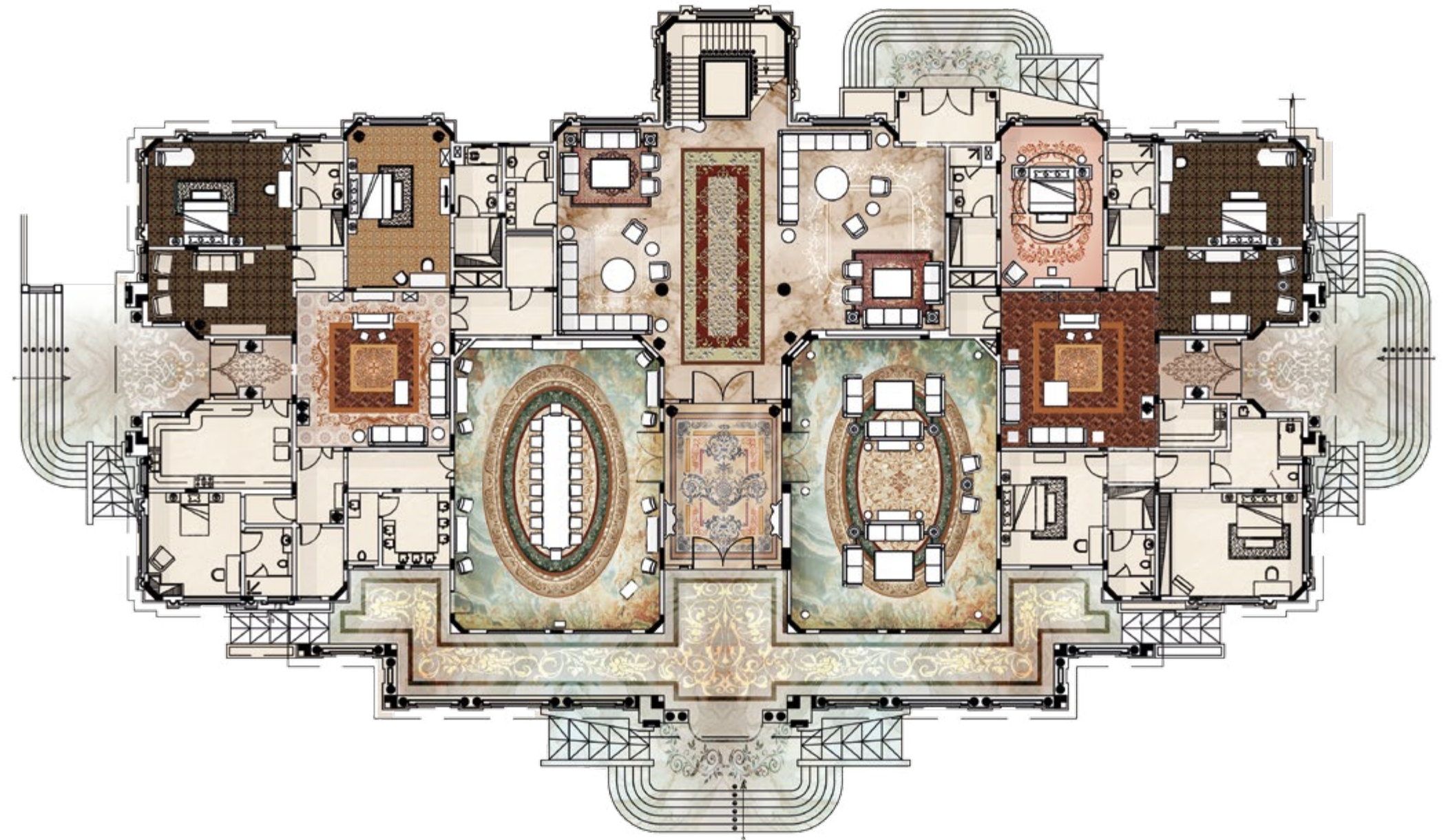


Interior design project



Floors

- MEASUREMENT & SPACE LAYOUT
- FLOORS
- GENERAL DECORATION: doors, walls, windows and ceiling
- FURNITURE DESIGN
- LIGHTING DESIGN
- CURTAINS & FABRICS
- ACCESSORIES AND DECORATIONS





Interior design project



Floors: marble floor

- MEASUREMENT & SPACE LAYOUT
- FLOORS
- GENERAL DECORATION: doors, walls, windows and ceiling
- FURNITURE DESIGN
- LIGHTING DESIGN
- CURTAINS & FABRICS
- ACCESSORIES AND DECORATIONS






Interior design project



Floors: parquet

- MEASUREMENT & SPACE LAYOUT
- FLOORS
- GENERAL DECORATION: doors, walls, windows and ceiling
- FURNITURE DESIGN
- LIGHTING DESIGN
- CURTAINS & FABRICS
- ACCESSORIES AND DECORATIONS





Interior design project



General decoration: doors, walls, windows and ceiling

- MEASUREMENT & SPACE LAYOUT
- FLOORS
- GENERAL DECORATION:
*doors, walls, windows
and ceiling*
- FURNITURE DESIGN
- LIGHTING DESIGN
- CURTAINS & FABRICS
- ACCESSORIES AND DECORATIONS





Interior design project



General decoration: doors

- MEASUREMENT & SPACE LAYOUT
- FLOORS
- GENERAL DECORATION:
doors, walls, windows
and ceiling
- FURNITURE DESIGN
- LIGHTING DESIGN
- CURTAINS & FABRICS
- ACCESSORIES AND
DECORATIONS





Interior design project

General decoration: walls



- MEASUREMENT & SPACE LAYOUT
- FLOORS
- GENERAL DECORATION: doors, walls, windows and ceiling
- FURNITURE DESIGN
- LIGHTING DESIGN
- CURTAINS & FABRICS
- ACCESSORIES AND DECORATIONS





Interior design project



General decoration: windows

- MEASUREMENT & SPACE LAYOUT
- FLOORS
- GENERAL DECORATION: doors, walls, windows and ceiling
- FURNITURE DESIGN
- LIGHTING DESIGN
- CURTAINS & FABRICS
- ACCESSORIES AND DECORATIONS





Interior design project

General decoration: ceiling



- MEASUREMENT & SPACE LAYOUT
- FLOORS
- GENERAL DECORATION: doors, walls, windows and ceiling
- FURNITURE DESIGN
- LIGHTING DESIGN
- CURTAINS & FABRICS
- ACCESSORIES AND DECORATIONS





Interior design project



Furniture design

- MEASUREMENT & SPACE LAYOUT
- FLOORS
- GENERAL DECORATION: doors, walls, windows and ceiling
- FURNITURE DESIGN
- LIGHTING DESIGN
- CURTAINS & FABRICS
- ACCESSORIES AND DECORATIONS





Interior design project



Furniture design

- MEASUREMENT & SPACE LAYOUT
- FLOORS
- GENERAL DECORATION: doors, walls, windows and ceiling
- FURNITURE DESIGN
- LIGHTING DESIGN
- CURTAINS & FABRICS
- ACCESDORIES AND DECORATIONS





Interior design project

Furniture design



- MEASUREMENT & SPACE LAYOUT
- FLOORS
- GENERAL DECORATION: doors, walls, windows and ceiling
- **FURNITURE DESIGN**
- LIGHTING DESIGN
- CURTAINS & FABRICS
- ACCESSORIES AND DECORATIONS





Interior design project

Lightining design



- MEASUREMENT & SPACE LAYOUT
- FLOORS
- GENERAL DECORATION: doors, walls, windows and ceiling
- FURNITURE DESIGN
- LIGHTING DESIGN
- CURTAINS & FABRICS
- ACCESSORIES AND DECORATIONS






Interior design project

Curtains and fabrics



- MEASUREMENT & SPACE LAYOUT
- FLOORS
- GENERAL DECORATION: doors, walls, windows and ceiling
- FURNITURE DESIGN
- LIGHTING DESIGN
- **CURTAINS & FABRICS**
- ACCESSORIES AND DECORATIONS







Interior design project

Accessories and decorations



- MEASUREMENT & SPACE LAYOUT
- FLOORS
- GENERAL DECORATION: doors, walls, windows and ceiling
- FURNITURE DESIGN
- LIGHTING DESIGN
- CURTAINS & FABRICS
- ACCESSORIES AND DECORATIONS





Interior design project



Realization steps:

1. First SITE VISIT

Meeting with our design team and client to decide the style of project collecting Client's wishes and check measurement for layout

2. First CONCEPT DESIGN

First design concept proposal with Sketches for main areas and Moodboards

3. Second SITE VISIT

Second step meeting with client for feedback regarding first design moodboards proposal and finalize design stage

4. FINAL DESIGN PROJECT

Submission of all sketches and technical drawings for work execution

5. QUOTATION FOR IMPLEMENTATION

Cost proposal of realization of the project with different options



ITALIER

www.italier.cz | info@italier.cz | +420 774 431 196