


ITALIER


katalog barokních závěsů a záclon



WINDOWS WITH A CHALLENGE


WINDOWS WITH
A CHALLENGE

007A




Door with Window & Sidelights

007B




SOLUTION 1

007C



SOLUTION 2

007D



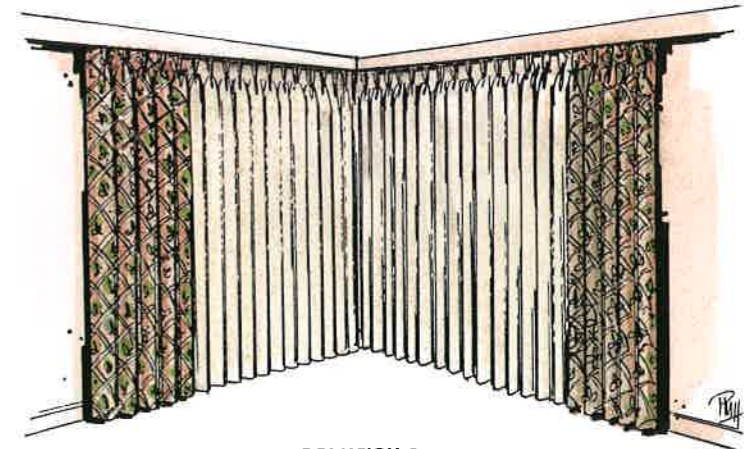
**Corner Gliding Windows with
Structural Beam on Top**

007E




SOLUTION 1

007F



SOLUTION 2

008A




Corner Windows

008B



SOLUTION 1

008C



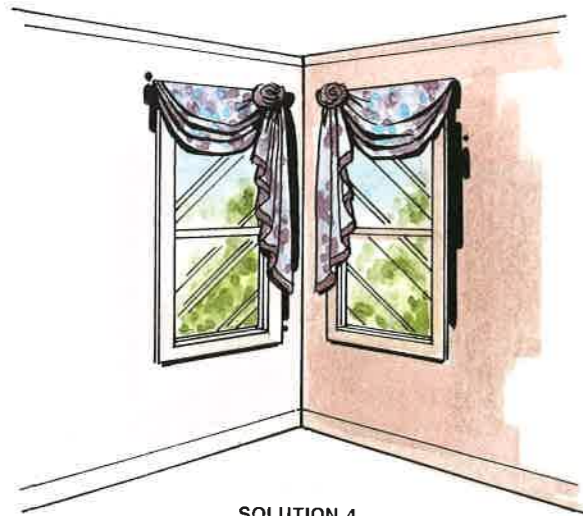
SOLUTION 2

008D



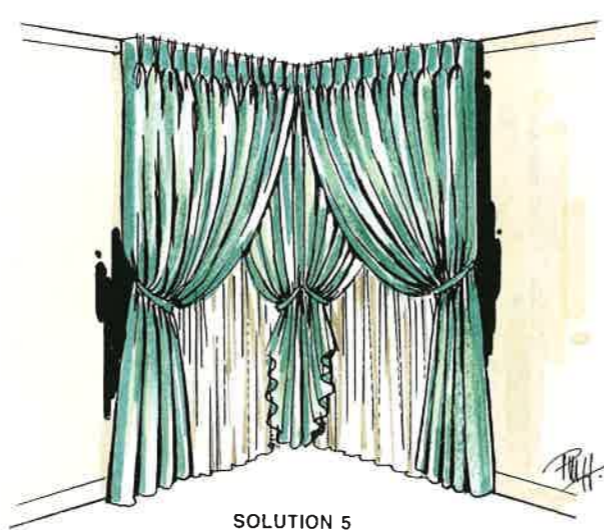
SOLUTION 3

008E



SOLUTION 4

008F



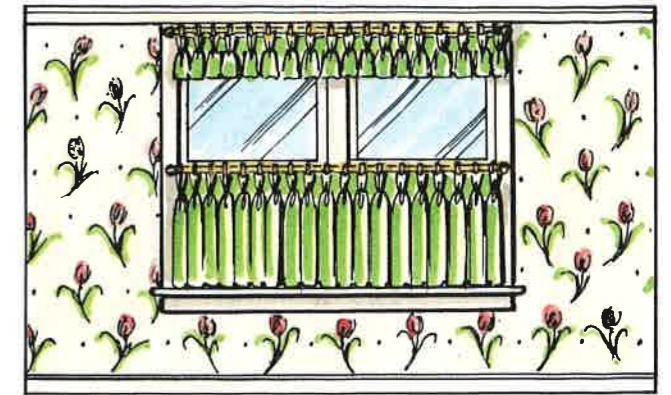
SOLUTION 5

009A



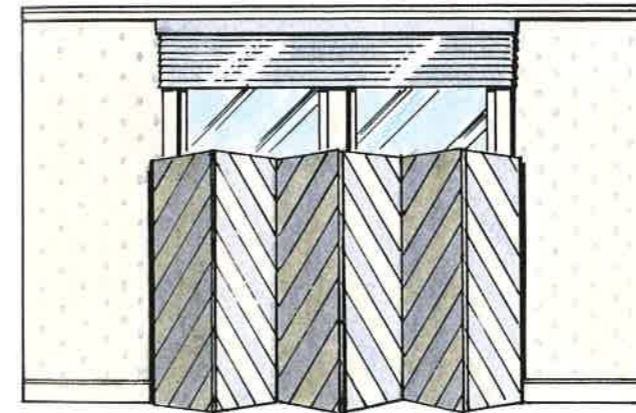
Air Conditioner in a Double-Hung Window

009B



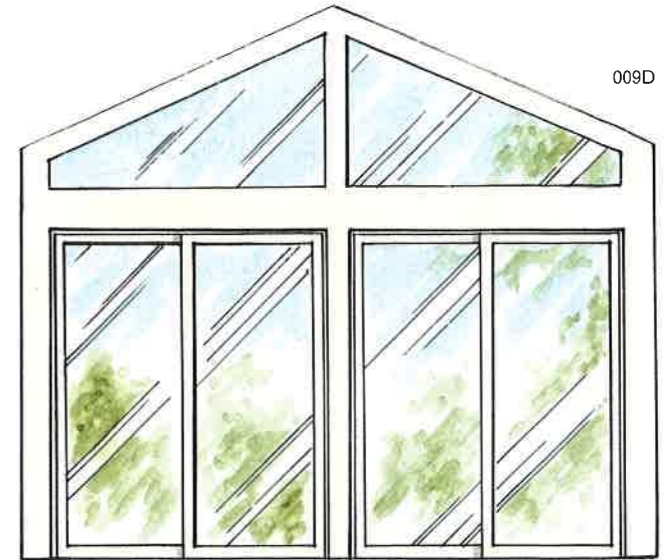
SOLUTION 1

009C




SOLUTION 2

009D



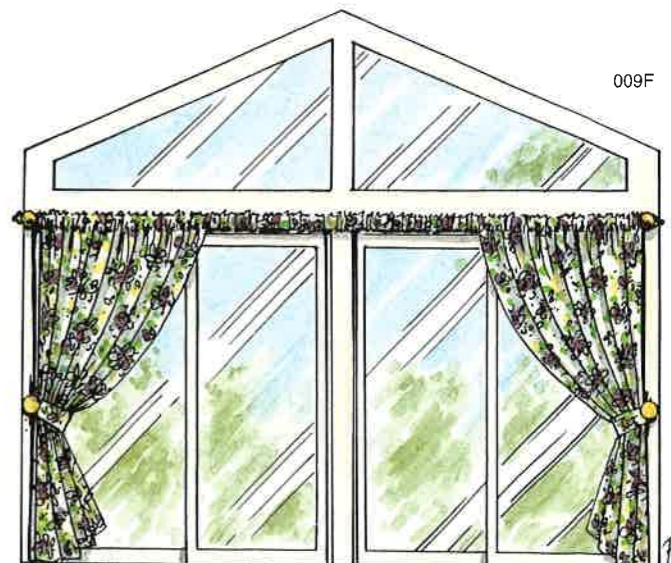
Sliding Glass Doors & Cathedral Windows

009E



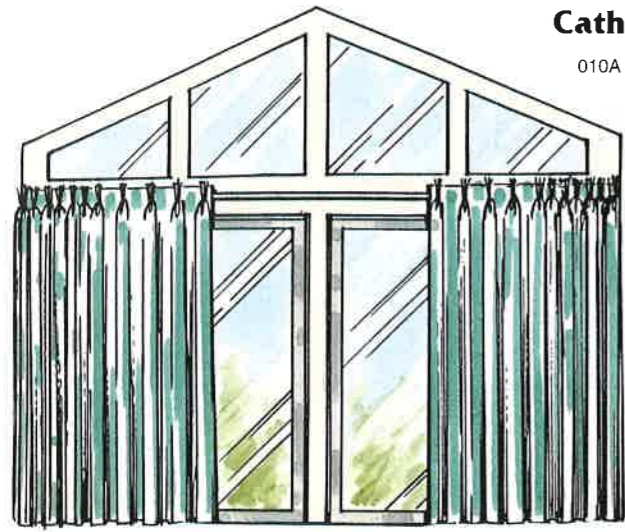
SOLUTION 1

009F




SOLUTION 2

Cathedral Windows




010A

SOLUTION 3



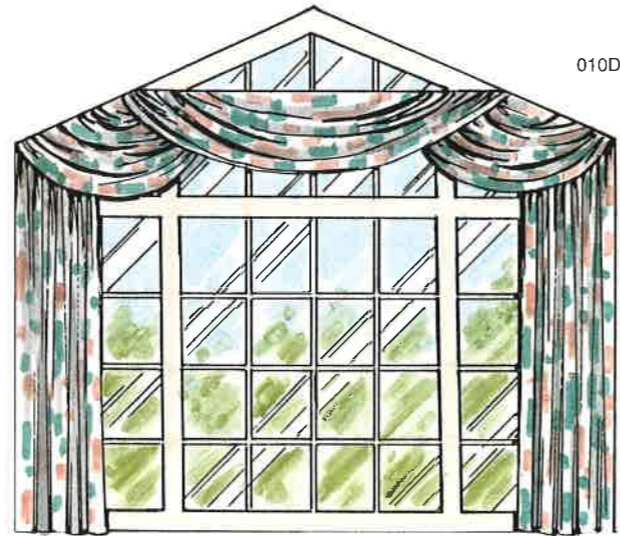
010B

SOLUTION 4



010C

SOLUTION 5



010D

SOLUTION 6



010E

Clerestory Windows



010F

SOLUTION 1

011A



Bay with Casement Windows

011C




SOLUTION 2

011E



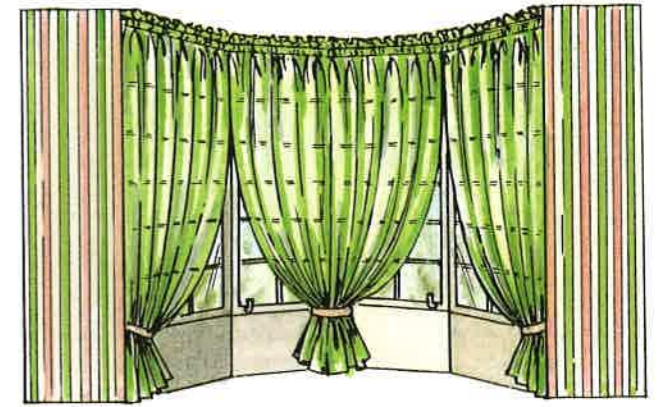
Picture Window with Baseboard Heater

011G



SOLUTION 2

011B




SOLUTION 1

011D




SOLUTION 3

011F




SOLUTION 1

011H



SOLUTION 3

012A




Jalousie Windows & Doors

012C




SOLUTION 2

012E




French Doors

012G



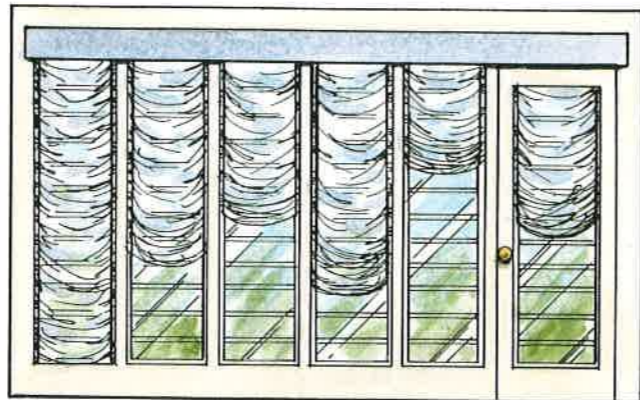
SOLUTION 2

012B



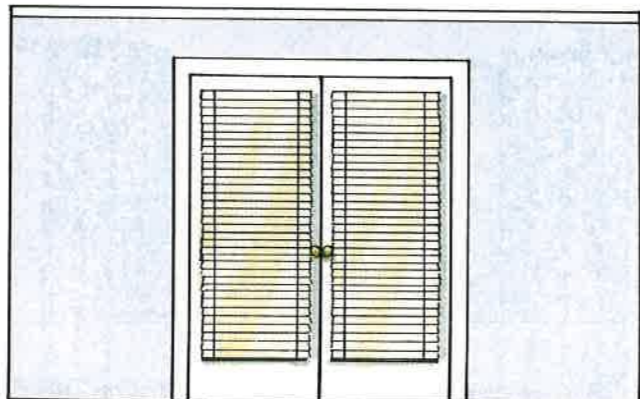
SOLUTION 1

012D



SOLUTION 3

012F



SOLUTION 1

012H



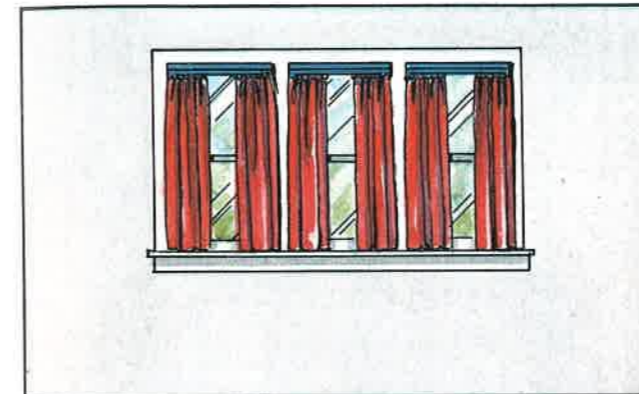
SOLUTION 3

013A



Triple Double-Hung Windows

013C



SOLUTION 2

013E



Bay with Double-Hung Windows

013G




SOLUTION 2

013B



SOLUTION 1

013D



SOLUTION 3

013F



SOLUTION 1

013H



SOLUTION 3

014A




Arched Top Windows

014B



SOLUTION 1

014C



SOLUTION 2

014D




SOLUTION 3

014E



SOLUTION 4

014F



SOLUTION 5

015A



Rod Pocket Draperies under Knotted Scarf Swag

015B




Gathered Draperies over Swag

015C




Arched Pleated Draperies

015D



Arched Swags over Arched Pleated Draperies




016A

Arched Bishop Sleeve




016B

Arched Rod Pocket Drapery



017A

Gathered Drapery over Austrian Shade




017B

Tab Draperies under Swag



016C

Arched Knotted Swag Drapery



016D

Arched Drapery



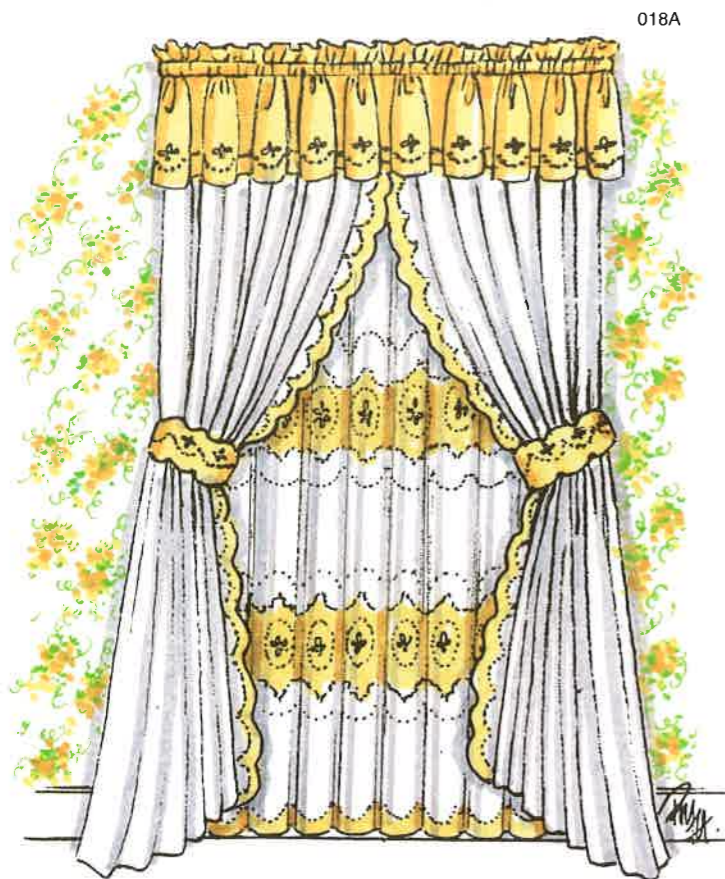
017C

Arched Draperies with Ruffles & Large Ties



017D

Rod Pocket Draperies with Banding



Rod Pocket Draperies over Sheers



Rod Pocket Draperies over Cafe Curtain



Rod Pocket Bishop Sleeve Draperies



Arched Rod Pocket Draperies over Cafe Curtain



Pleated Drapery on Dec. Rod with Tassels & Rope



Rod Pocket Drapery over Sheer with Tab Valance

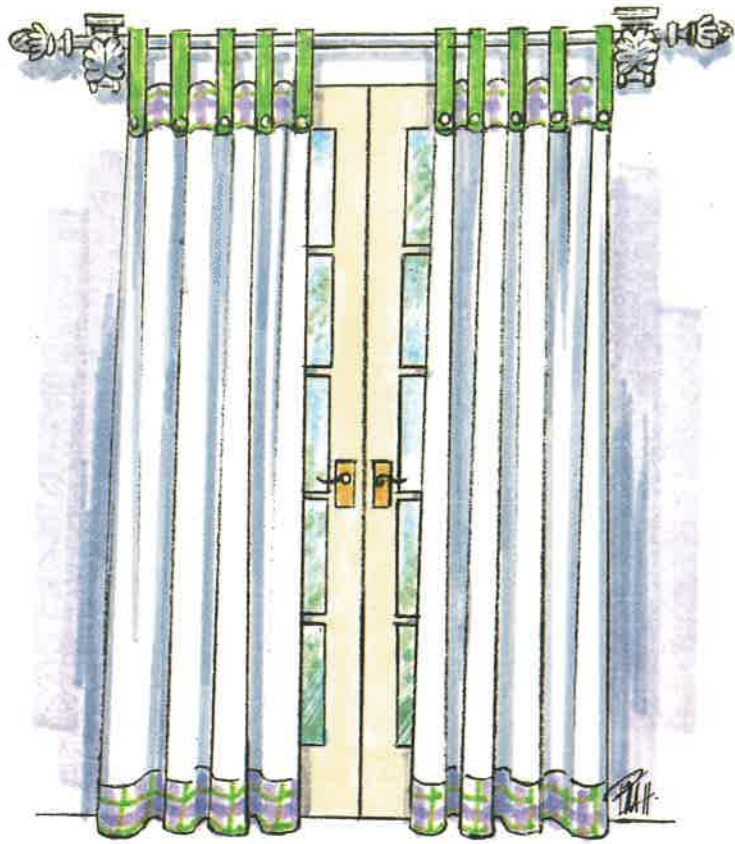


Double Rod Pocket Drapery Tied Back



Tab Draperies on Dec. Rod

020A




Tab Draperies on Dec. Rod with Sconces

020B



Tab Draperies on Dec. Rod with Holdback

020C



Tab Draperies on Dec. Rod with Holdbacks

020D



Double Tab Draperies on Dec. Rod with Holdbacks

021A



Arched Bishop Sleeve Draperies over Balloon Shade

021C



Arched Gathered Valance over Draperies

021B



Knotted Lace Swag over Lace Draperies

021D



Single Swag with Rosettes over Draperies

022A



Tabbed Draperies with Valance on Dec Rod

022B



Gathered Draperies with Sleeve on Dec Rod


022C



Draperies on Dec Rod with Special Swag Effect

22

022D



Draperies on Dec Rod

023A



Gathered Valance over Bishop Sleeve Draperies with Cafe Curtain

023B



Single Swag over Draperies and Cafe Curtain

023D



Gathered Valance over Draperies


23

023C



Sheer Valance over Tie Backs

024A




Gathered Valance over Tie-backs

024B



Gathered and Swagged Valance over Tie-backs

025A



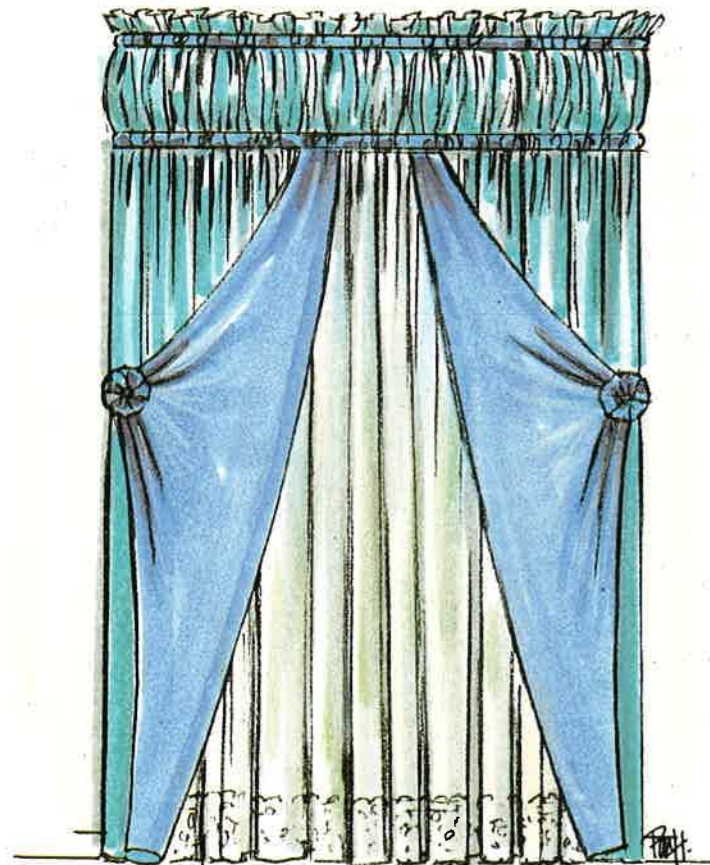
Pleated Arched Valance over Tie-backs and Sheer Balloon

025B



Gathered Top Arched Valance over Bow Tie-backs

024C



Gathered Valance with Draperies Pulled Back

024D




Double Arched Valance over Tie-backs & Cloud Shade

025C




Double Gathered Valance with Brass Rod in Middle over Blind

025D



Tabbed Drapery with Bows & Tie-back Holder

025A




Tabbed Drapery Tied Back on one Side

025B



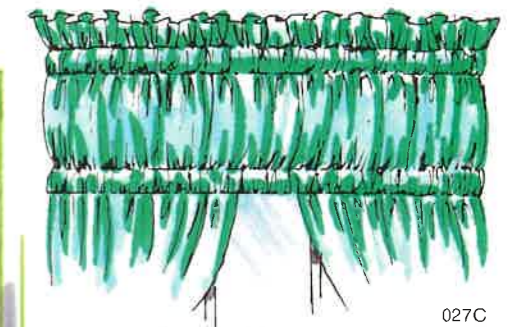
Pleated Draperies Tied Back

027A

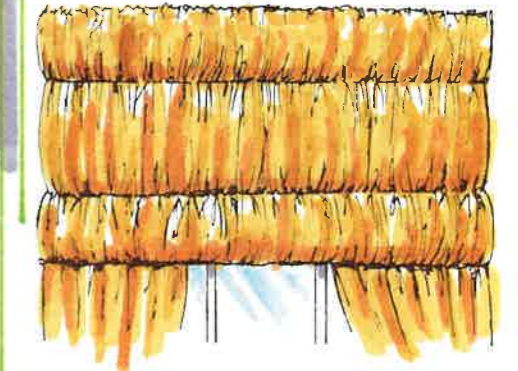


Rod Pocket Drapery with Center Sleeve & Tie-Backs

027B



027C




Alternate Heading Styles

025C



Pleated Tie-back Draperies on Dec. Rod

025D



Rod Pocket Drapery with Tie-backs

027D



Double Rod Pocket Drapery

027E



Bishop Sleeve Draperies with Valance

028A




Arched Valance with Ruffle & Ruffled Tie-backs over Cafe Curtains

028B




Tie-back Draperies with Balloon Valance

029A



Flat Rod Pocket Drapery Tied Back

029B



Rod Pocket Drapery over R.T.B. Cafe

028C



Rod Pocket Drapery with Banding

028D




Tie-backs with Ruffle at top, Sheers under

029C



Rod Pocket Tie-backs with Ruffles

029D



Rod Pocket Valance with Rod Pocket Cafe

030A



Rod Top & Bottom Valance with Matching Tie-bands and Mini Blind

030B




Flat Rod Pocket Drapery over Rod Pocket Cafe

031A



Kingston Valance over Tied-back Draperies & Sheers

031B




Rod Pocket Drapery over Sheers

030C



Flat Rod Pocket Panels with Standup Top

031C



Banded Stationary Bishop's Sleeve over Mini Blind

031D




Stationary Drapery on Covered Rod with 3" Stand-up Top

032A




Tied-back Stationary Draperies on Dec. Pole with Sleeve in Middle

032B



Rod Top Draperies on Dec. Pole

033A



Cluster Pleated Valance on Dec. Rod with Pleated Draperies over Roman Shade

032C



Bow-tied Bishop Sleeve Draperies Gathered on Dec. Rod

032D



Stationary Rod Top Draperies on Dec. Pole, Sleeve in Middle

033B



French Pleated Draperies on Dec. Rod over Balloon Shade

033C



Tab Draperies on Dec. Rod over Cafe Curtain

034A



Arched French Pleated Valance & Tie-backs

034B



Multiple Arched Valance over Draperies & Sheers

035A




Rod Top Draperies with Center Valance & low Tie-backs over Mini Blind

035B




Draperies Gathered on Dec. Pole over Austrian Shade

034C




Rod Pocket Cloud Valance Tie-back Draperies over Sheers

034D



Austrian Valance with Tie-backs over Sheers

035C



Rod Top Draperies with Multiple Bow Ties over Roman Shade

036A



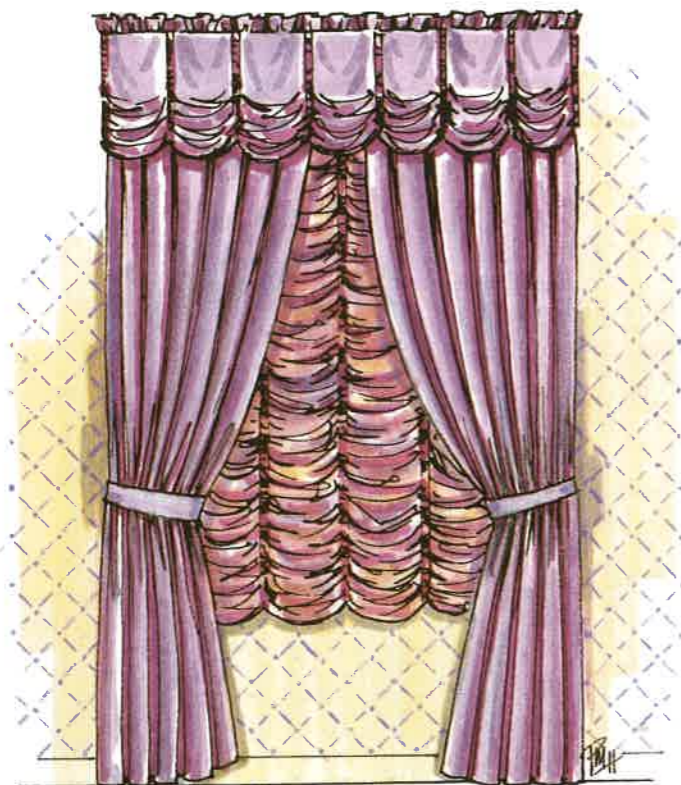
Pleated Tie-back Draperies

037A




Multiple Tie-backs over Cafe Curtains for a Warm Country Feeling

036B



Tie-back Draperies with Austrian Valance & Shade

036C



Space Pleated Queen Ann Valance with Scalloped Edge over Tie-backs & Sheers

037B




Pinch Pleated Drapery with Fringe

037C

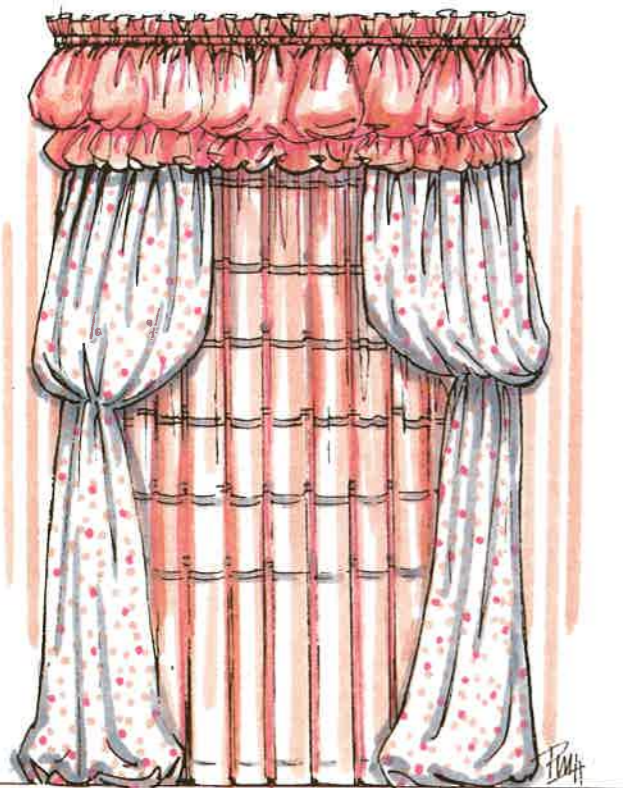


Ruffled Tie-backs with Bow & Rosettes over Pull-down Shade



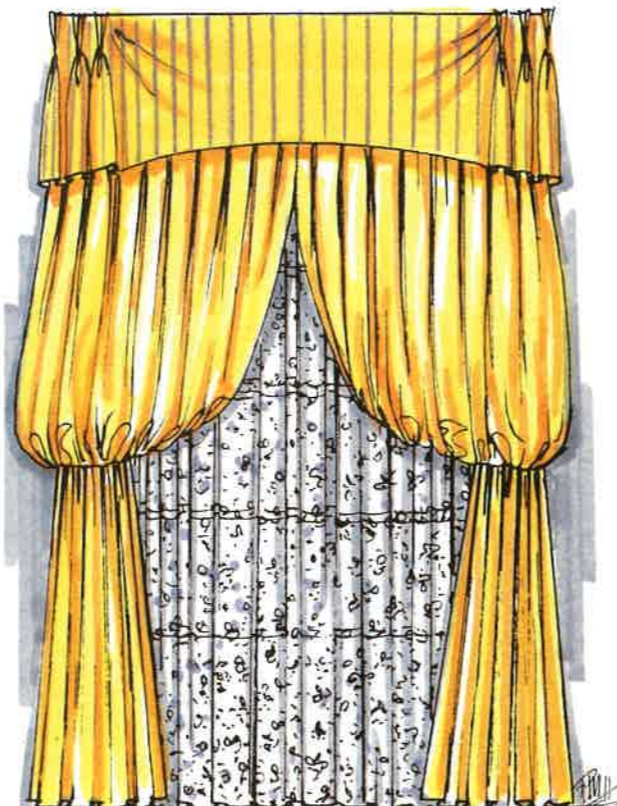
Rod Top Only Balloon Draperies

038A



Double Rod Top Valance with Puffed Tie-backs over Sheers

038B



End-pleated Valance with Puffed Tie-backs over Lace Curtain

038C

VALANCES




Open Kingston Valance on Dec. Rod

039A



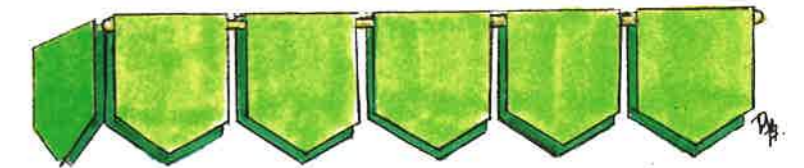
Multi-level Box Pleated Valance

039B




Soft Cornice with Banners

039C




Banner Valance

039D




Scalloped Tabbed Valance with Trim

039E



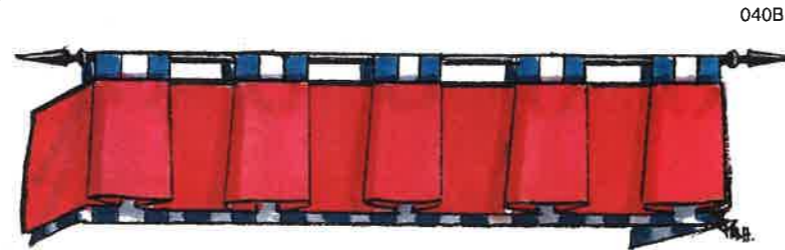
Regal Valance

039F



040A

Arched & Gathered Valance with Rope



040B

Box Pleated Valance with Tabs



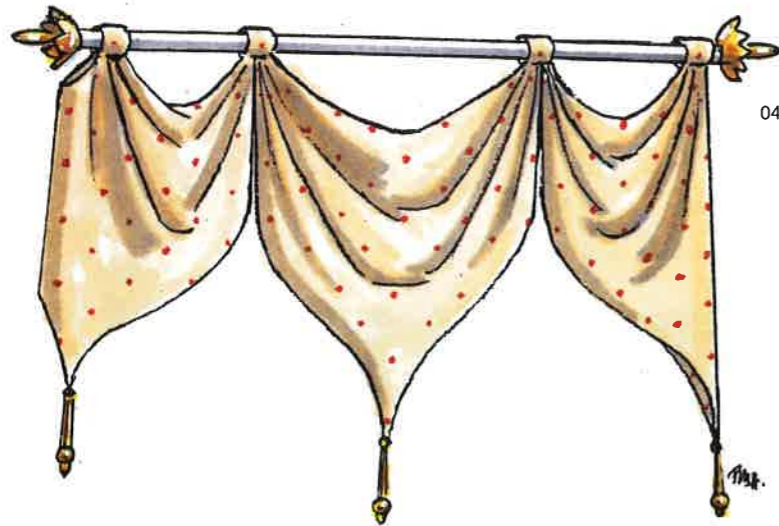
040C

Gathered Handkerchief Valance




040D

Queen Ann Valance



040E

Tear Drop Valance




041A

Arched Valance with Bows Gathered on Rod



041B

Cloud Valance with Stand-up Ruffle



041C

Empire Valance with Jabots



041D

Plain Banded Valance with Jabots



041E

Tab-top Valance on Dec. Rod

042A




Rod Pocket Multiple Arched Valance

042B



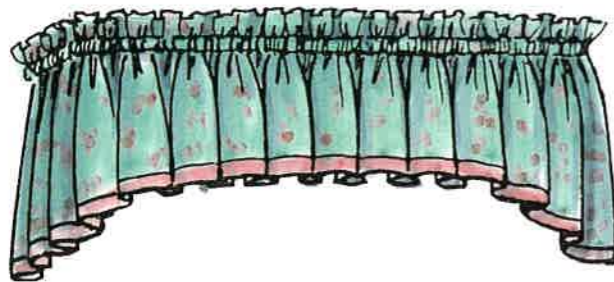
Rolled Stagecoach Valance with Wide Knotted Tie Bands

042C



Swags & Jabots over Soft Cornice

042D



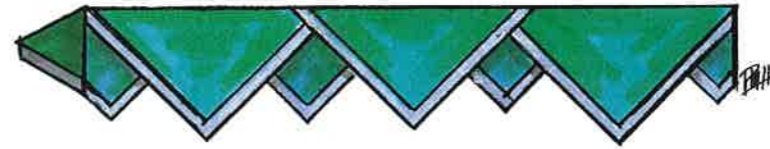
Rod Pocket Arched Valance

042E



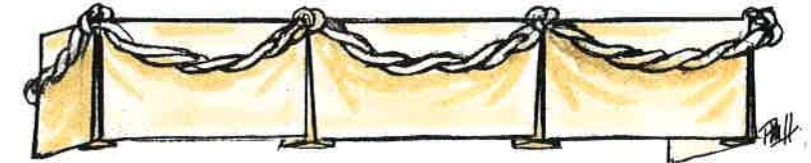
Gathered Valance on Top & Bottom Rods with Multiple Bow Ties

043A



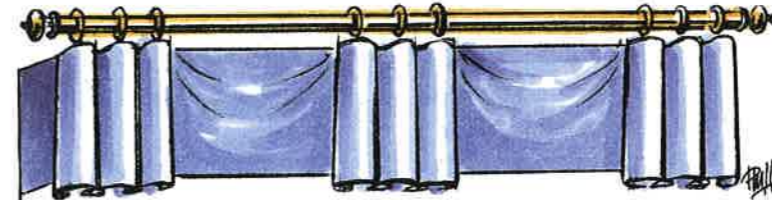
Multiple Point Valance with Edge Banding

043B



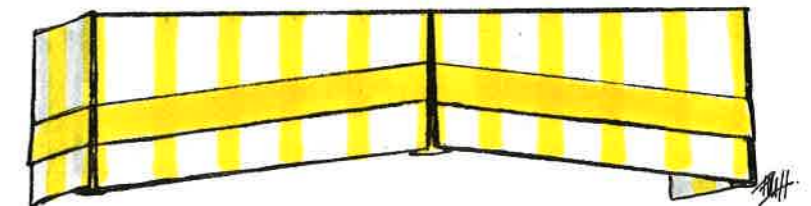
Box Pleated Valance with Twisted Cording

043C




Triple Cone Pleated Valance on Dec Rod

043D



Tapered Box Pleated Valance with Banding

043E



Valance with Triple Box Pleats

044A



Swags & Cascades over
Lambrequin Valance

044B



Balloon Shade with Double Knotted Cords

044C




Shaped Valance with Triple Knots

044D



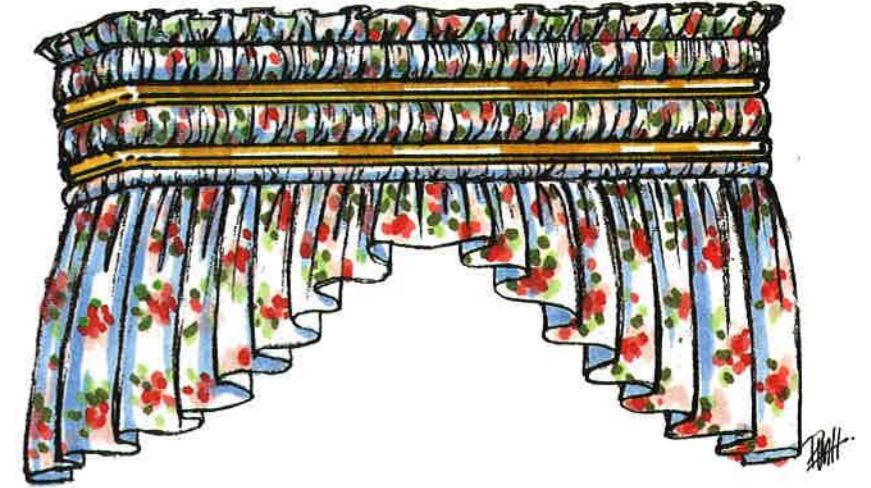
Cloud Valance with Ruffles
on Double Flat Rods

045A



Gathered Valance under Narrow Cornice
with Bows at Corners

045B



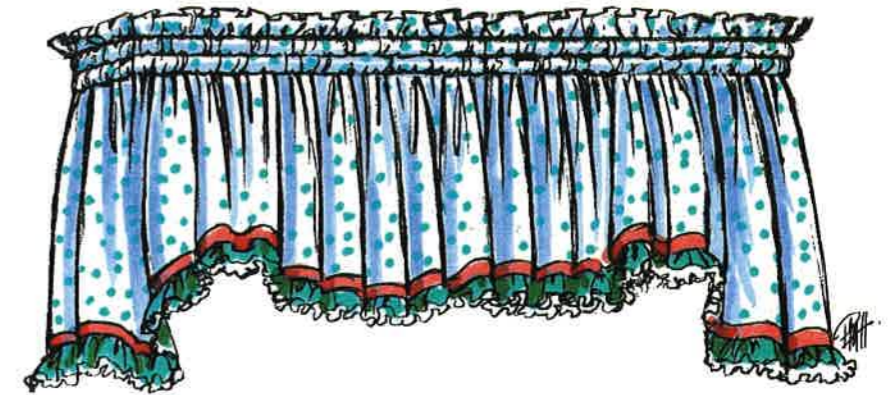
Gathered Valance with Dec Rods Between
& Arched Ruffle Below

045C



Triple 4 1/2" Gathered Flat Rod Valance

045D



Arched Gathered Valance with Ruffles
on Narrow Double Rods




046A

Two Gathered Valances on Flat Rods
with Dec Rod in Middle



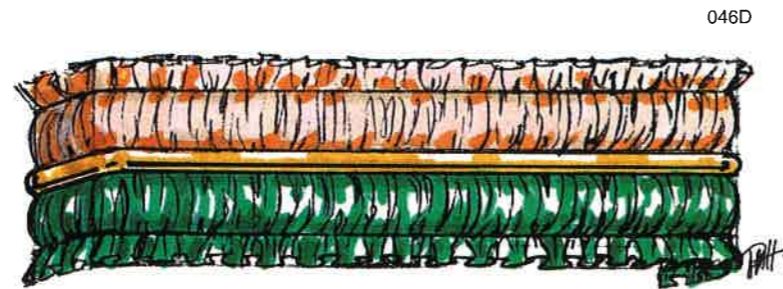
046B

Gathered Valance on Flat Rod
with Dec Rods at Top & Bottom




046C

Gathered Valance with Flat Rod in Middle
& Two Dec Rods Between




046D

Two 4 1/2" Flat Rods with Dec Rod in Middle



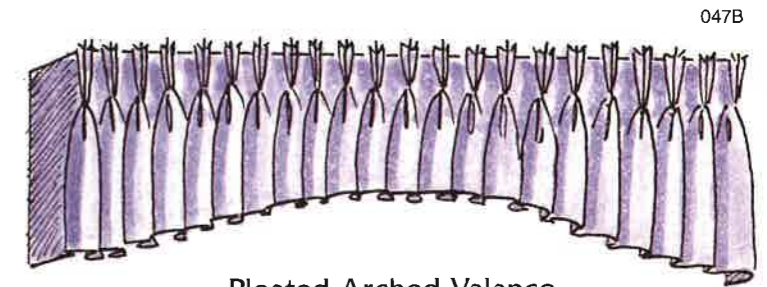
046E

Two 4 1/2" Flat Rods with
Dec Rods Top & Bottom



047A

Double Pinch Pleat



047B

Pleated Arched Valance




047C

French Pleated Valance



047D

Double Pleat Queen Ann



047E

Spaced Pleated Valance




047F

Queen Ann Valance




048A

Kingston Valance



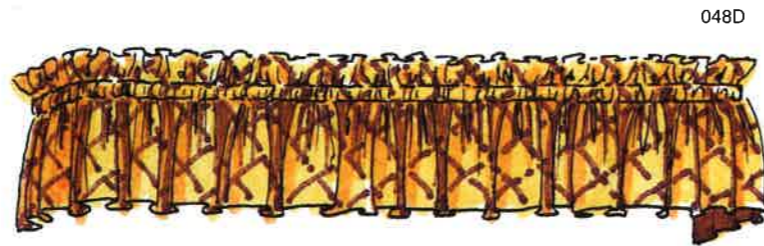
048B

Space Pleated Queen Ann Valance




048C

RTO Arched Valance




048D

RTO Valance



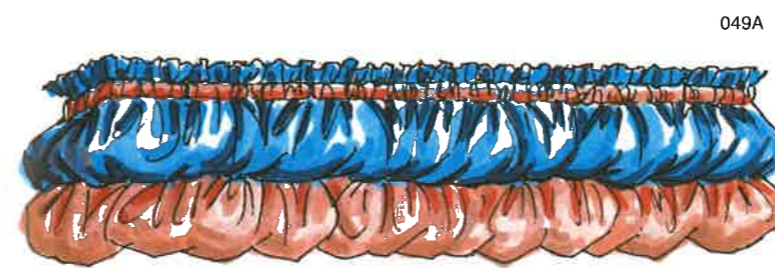
048E

RTB Valance




048F

Double RTB Valance




049A

Double RTB Valance



049B

RTB Valance with Lower Rod Lifted



049C

Cloud Valance with Shirred Heading



049D

Cloud Valance with Rod Pocket Heading




049E

Cloud Valance with Standup Ruffle




049F

Balloon Valance with Piping



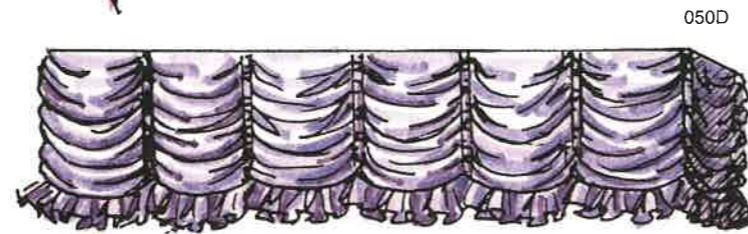
Rod Top Swag & Cascade



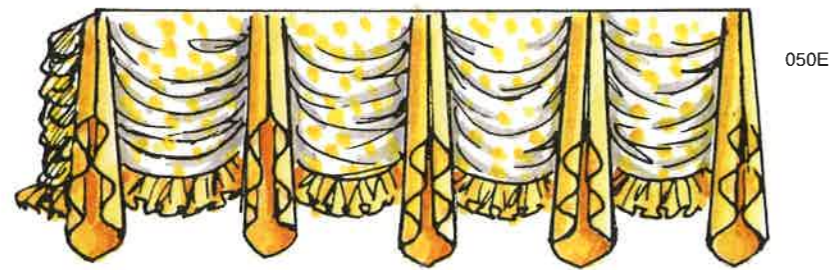
RTO Tapered Valance



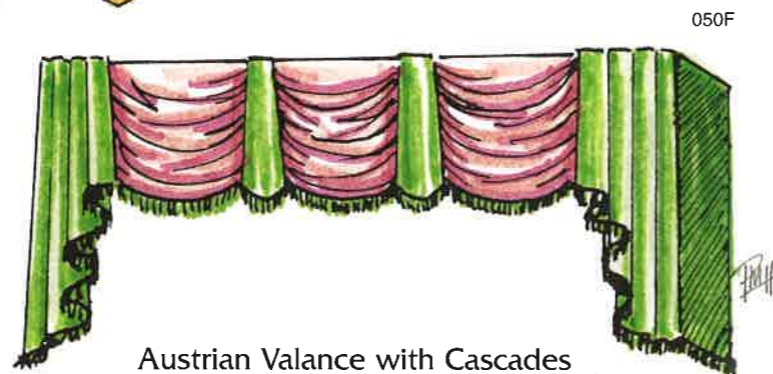
RTO Swag & Jabot Valance



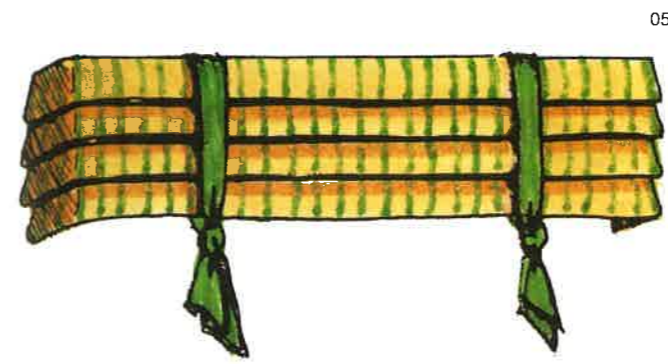
Austrian with Fringe




Austrian with Jabots




Austrian Valance with Cascades



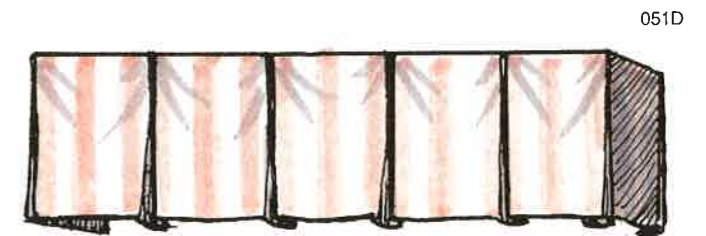
Stagecoach Valance




Mock Roman



Scalloped Valance with Fringed Edge



Inverted Box Pleat




Inverted Box Pleat with Banding



Box Pleat with Banding

052A




Rod Pocket with Standup Ruffle

052B




Arched Rod Pocket

052C




Double Rod Pocket with Standup Top & Bottom

052D




Double Rod Pocket with Standup

052E



Double Ruffled Valance Shirred on Rod

052F




Double Rod Pocket RTB with Standup

053A



Rod Pocket Heading with No Standup

053B




Double Rod Pocket with No Standup

053C



Double Rod Pocket Cloud Valance

053D



Triple Rod Pocket with Multiple Fabrics

053E



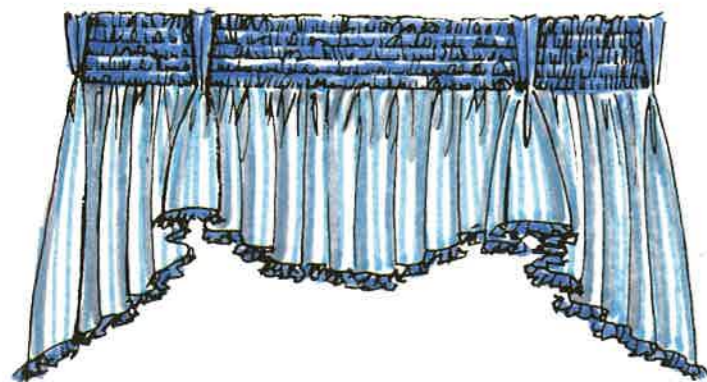
4" Shirred Heading

053F



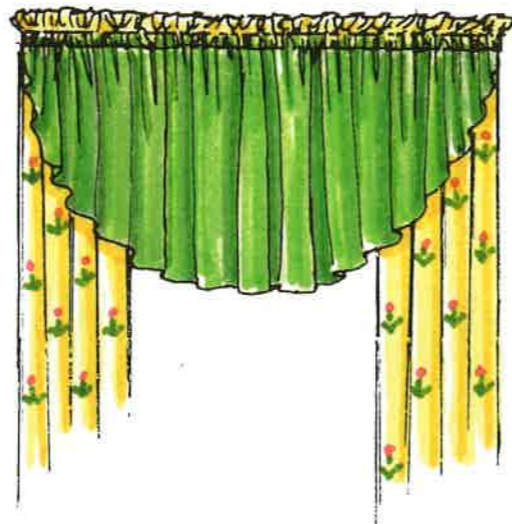
Arched 4" Shirred Heading

054A



Shirred Double Arched Valance with Spaced Pleats

054B




Rod Pocket Spacer Valance

055A




French Pleated Valance with Tapered Sides

054C



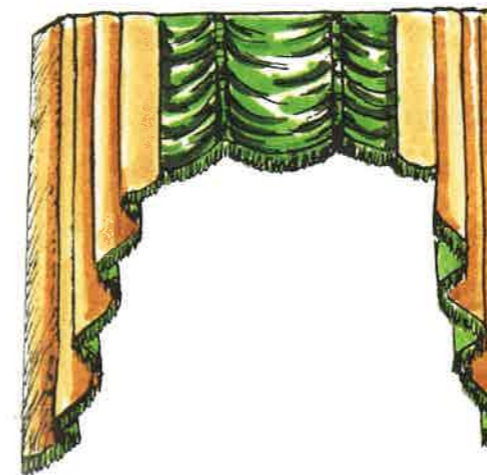
Double Rod Pocket with Ruffles & Tapered Sides

054D



Double Arched Valance with Shirred Heading & Tapered Sides

055B



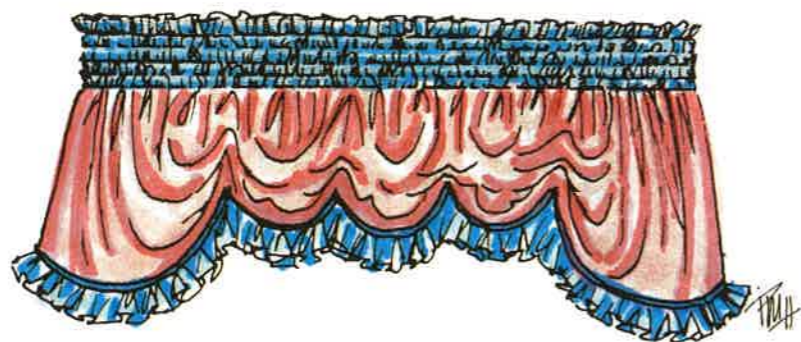
Austrian Valance with Side Cascades

055C




Rod Pocket Petticoat Valance

054E



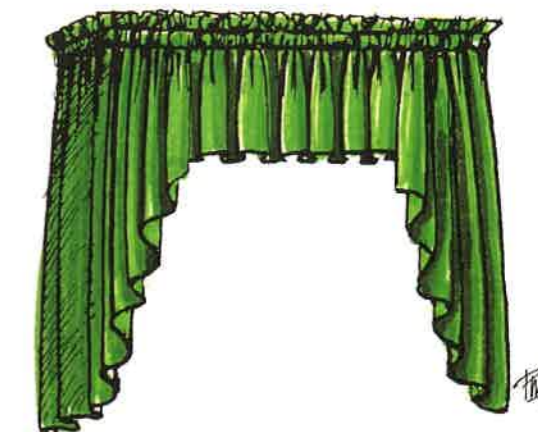
Shirred Cloud Valance with Dropped Sides & Ruffle

055D

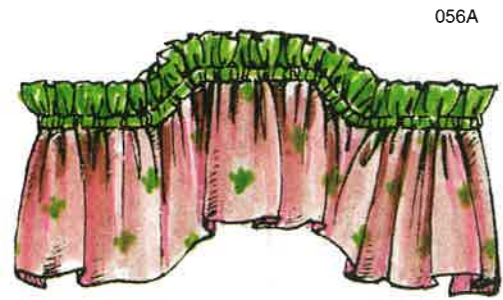


New Orleans Valance with 6" Ruffle

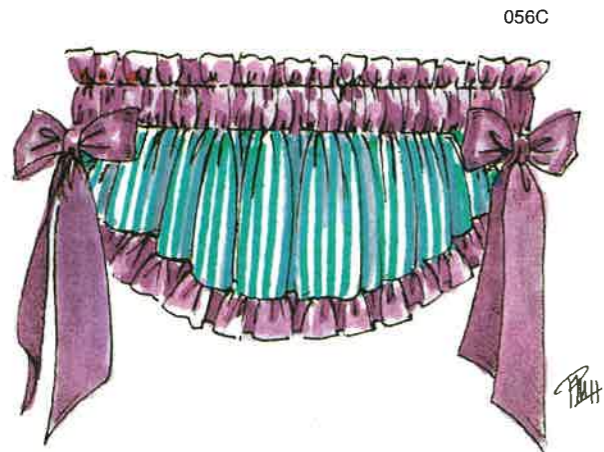
055E




Rod Pocket Valance with Tapered Sides



Arched Valance



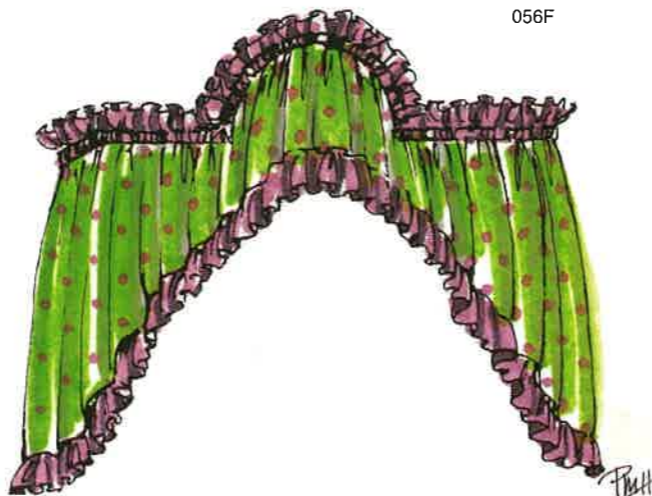
Valance with Bows



Rod Pocket Valance with Cathedral Top



Double Arched Rod Pocket Valance



Cathedral Top Valance with Tapered Sides



Alternate - Traditional Swag

SWAGS, CASCADES, JABOTS

057B




Swags & Cascades over Dec. Rod



Swags & Cascades with Ropes & Fringe



Turban Swags




Fabric Draped through Sconces

SWAGS, CASCADES & JABOTS



Sheer Swag with Knots

058D



Swag & Jabot with Tassels & Rope

058A




Raised Swags over Tie-backs

058C



Swags over Dec. Rod with Inverted Cascades




Double Swags with Cascades Draped over a Covered Rod

059A




Single Swag & Cascades with Rosettes

059C



Double Cascades & Swags Joined in the Middle

059D



Triple Draped Swags with Cascades on Dec Rod

060A



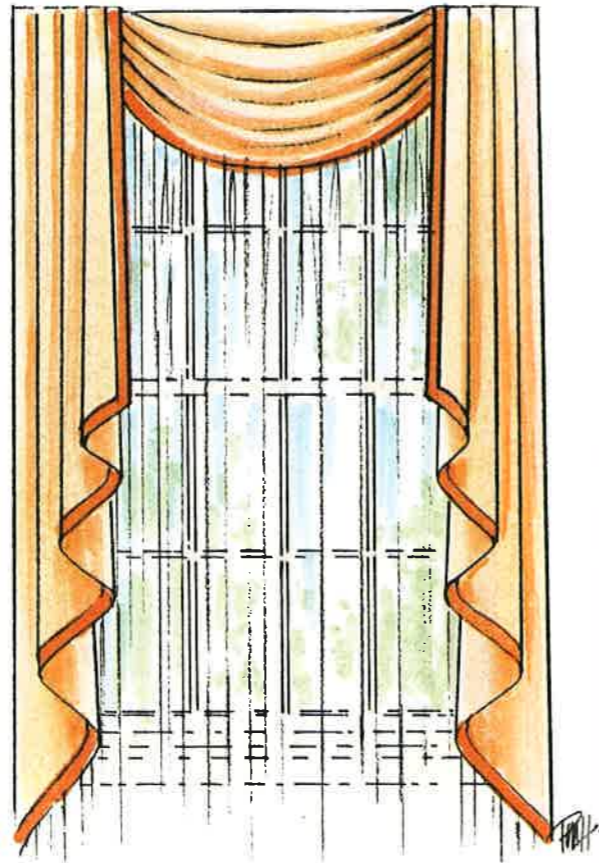
Double Swag with Cascades

060C



Long Single Swag with Two Tiers of Cascades

060B



Single Swag with Cascades

060D




Angled Double Swags & Cascades with Rosettes

061A



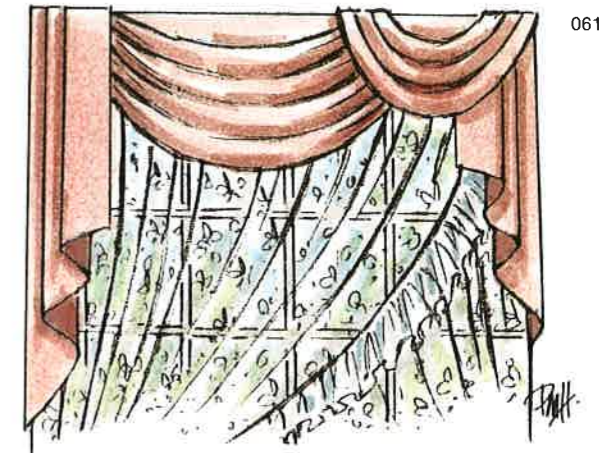
Double Swags with Ruffles & Bows over Cascades

061B




Double Swags Crossed in Middle with 4 Single Cascades on Rings

061C



Asymmetric Swags & Cascades

061D



Swags & Cascades with Knots & Tassels

062A



Formal Swags & Cascades

062B



Swags & Rosettes & Center Jabot

063A



Swag & Cascades with Ruffle over Balloon Shade

063B



Draped Swag

062C




Swag with Maltese Cross Ties

062D



Gathered Swag

063C



Swags & Jabots over Lace Panels

063D



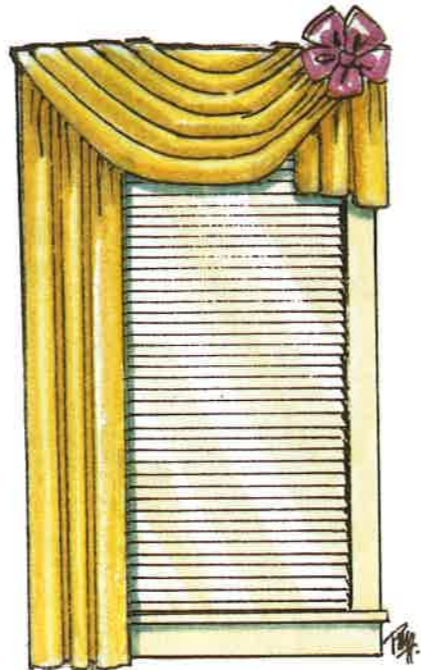
Swag Draped over Rod

064A



Double Swag with Plain Cascades over Print

064B



Swag with Rosette & Asymmetric Cascades

064C



Swags & Long Cascades over French Doors

065A



Swag & Cascade with Ties

065B




Swag with Rosettes & Cascades

065C



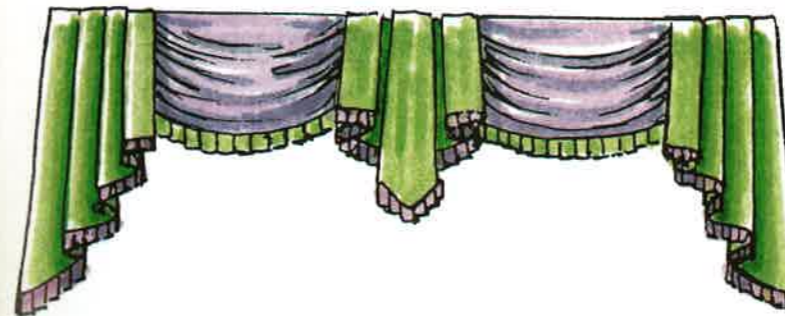
Ruffled Swag over Tie-backs

065D



Double Swag with Rosettes & Cascades

065E



Double Swag with Cascades & Pleated Edge

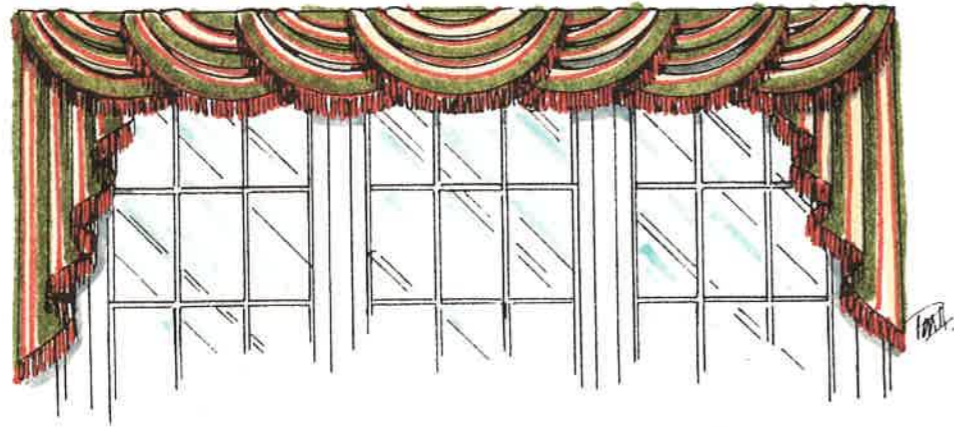
065F



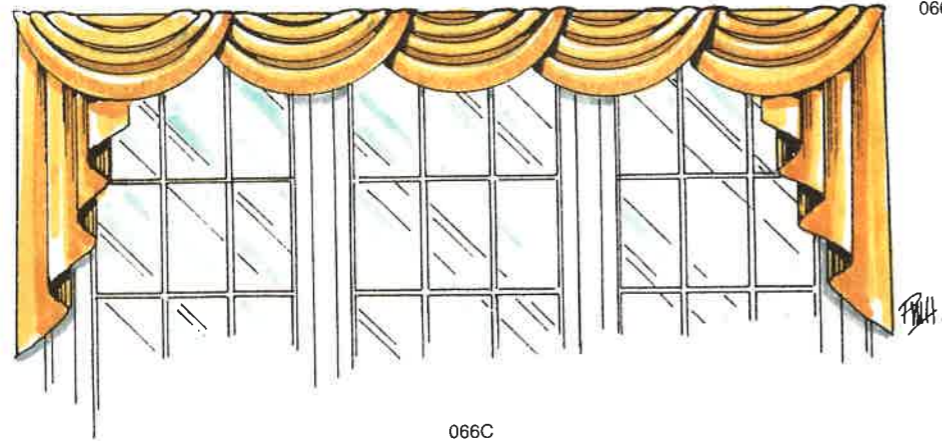
Ruffled Balloon Swag

SWAG & CASCADE ARRANGEMENT STYLES

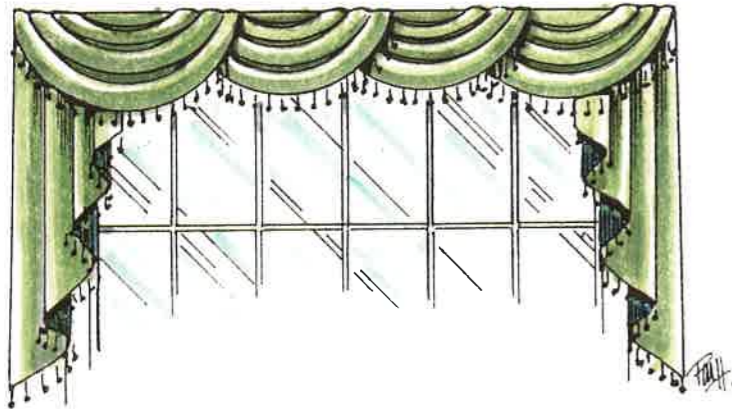
066A



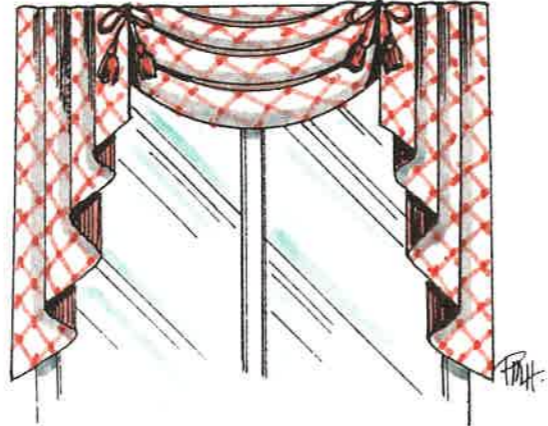
066B



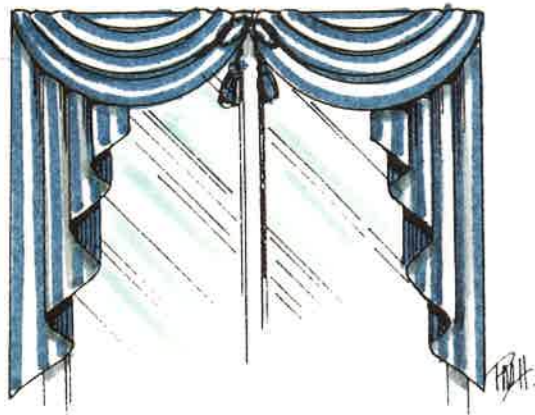
066C




066D



066E

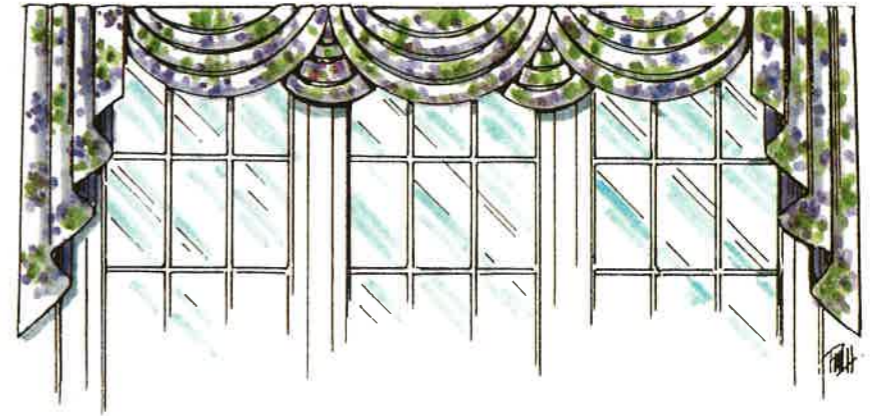


066F

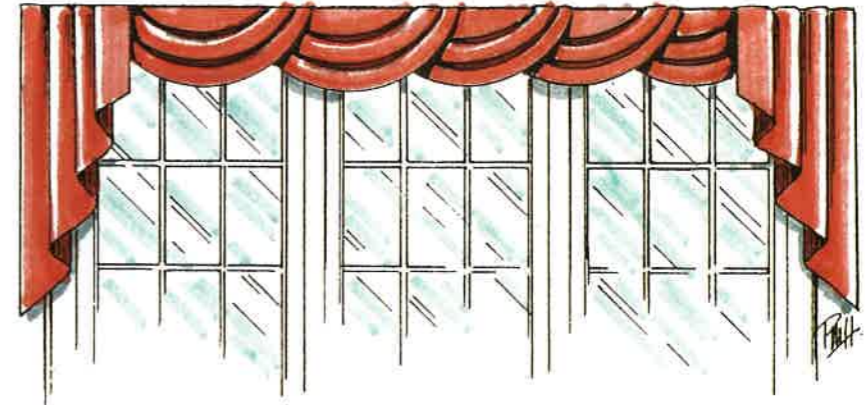


SWAG & CASCADE ARRANGEMENT STYLES


067A



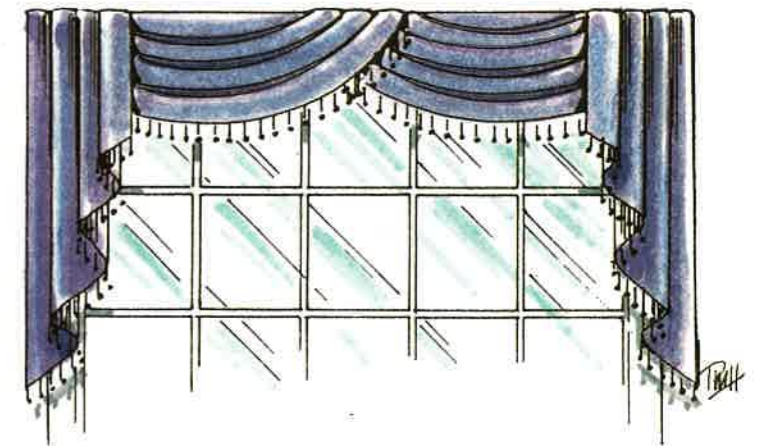
067B



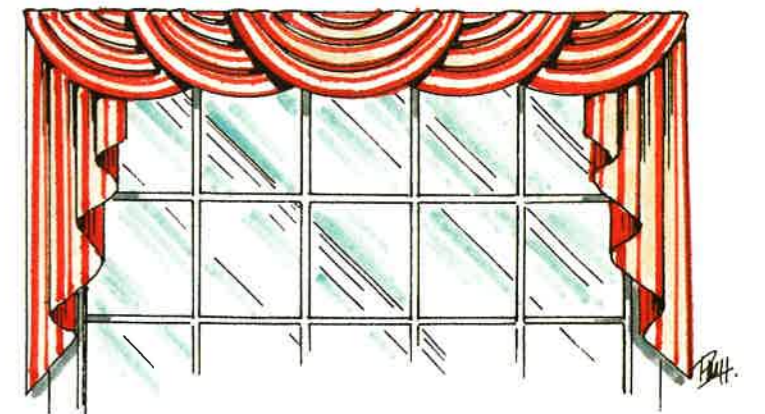
067C



067D

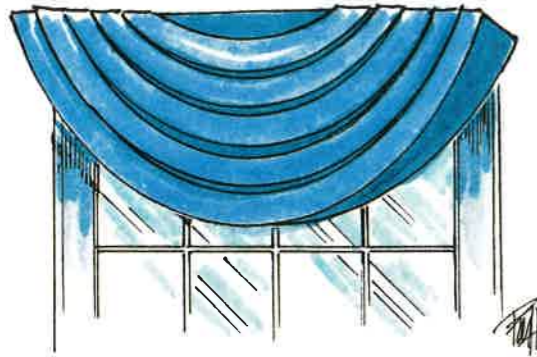


067E



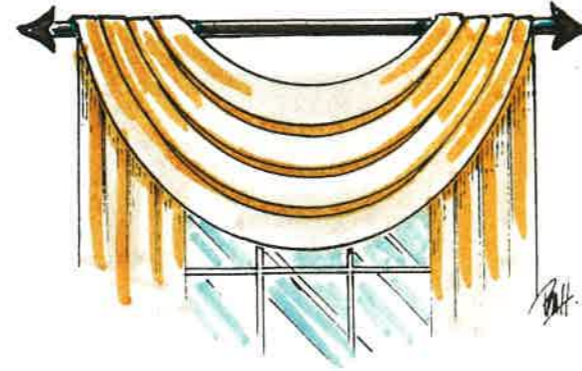
SWAG & CASCADE TYPES

068A



Wrapped Swag

068B



Open Swag

068C




Gathered Swag

068D




Pleated Swag

068E



Standard Cascade

068F



Stacked Cascade


068G



Gathered Cascade

SWAGS & CASCADES

Yardage Requirements



Swag

Cascade

SWAG WIDTH, BOARD FACE & NUMBER OF SWAGS

Swags may vary in width from 20" to over 70". Very small swags will have only a few folds. Extremely wide swags will have a limited drop length. The width of the swag is determined by the board face and the number of swags that will be used on each treatment. The following guide will help determine the number of swags needed based on the board face. The guide is based on the assumption that swag overlap will start approximately 1/2 or less the width of the swag face.

IF BOARD FACE IS:

IF BOARD FACE IS:	NUMBER OF SWAGS NEEDED IS:
36" to 48"	1 swag
49" to 70"	2 swags
71" to 100"	3 swags
101" to 125"	4 swags
126" to 150"	5 swags
151" to 175"	6 swags
176" to 200"	7 swags
201" to 225"	8 swags
226" to 250"	9 swags
251" to 275"	10 swags
276" to 300"	11 swags

Swags are top treatments or valances, used over draperies or blinds or sometimes alone. They are usually draped into soft, graceful folds, using fabrics that drape easily. It is more interesting to use an uneven number of swags. Swags should be lined.

Cascades are folded pieces of fabric that fall from the top of the drapery heading or valance to create a zig-zag effect. Cascades must be lined with the cover fabric or one that contrasts.

Yardage:

Swags — Based on an average of 44" per swag, you will need 2 yards of fabric per swag.

Cascades — Double the longest length, add 4" and divide by 36. This will give you the number of yards needed for a single pair of cascades.

SWAG WIDTH:

To find the width of each swag, divide the board face width by one or more than the number of swags used and multiply by 2.

Example:

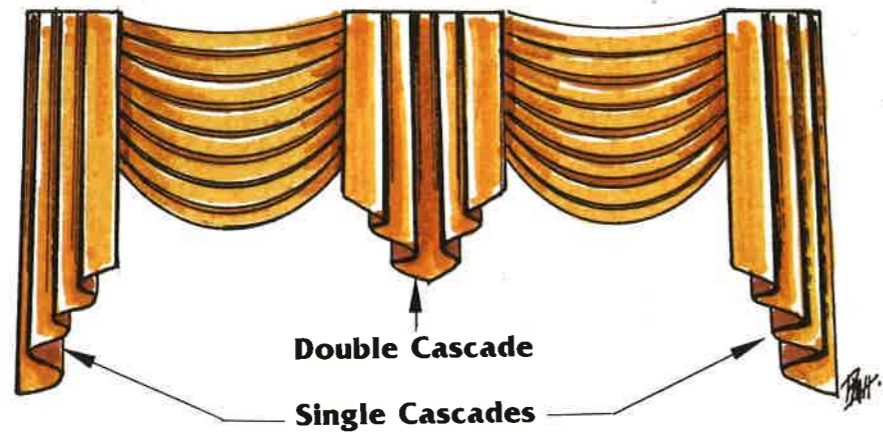
Board face width = 127" Number of swags = 5
 $127" \div 5 = 25.4 \times 2 = 50.8$ or 51" width for each swag.

The standard drop lengths of swags are 16", 18", or 20". Usually 6 or 7 folds are placed across the top of a traditional swag with a standard drop. Swags that have shallow drops of 12" will have 3 or 4 folds.

The chart below is an average guide to help you in finding swag drop based on face width.

IF SWAG FACE WITH IS:	AVERAGE DROP WILL BE:
20"	10" to 13"
25"	12" to 17"
30"	14" to 19"
35"	14" to 20"
40"	14" to 21"
45"	16" to 23"
50"	16" to 23"
OVER 60"	18" to 24"

CASCADES & JABOTS



CASCADES

SINGLE TRADITIONAL CASCADE

(Yardage is for one cascade only)

Lined in contrasting fabric:

Length: *CL of face = FL (long point) plus 4" extra
 CL of lining = FL (long point) plus 4" extra
 Width: Allow one width for face & one width for lining

Self lined:

Length: FL (long point) x 2 plus 4" = CL of face & lining
 Width: One width will accommodate face & lining

DOUBLE CASCADE

Length: Contrast or self lined — FL plus 4" = CL
 Width: (face) — one width per Double Cascade (up to 14")
 (lining) — one width per Double Cascade

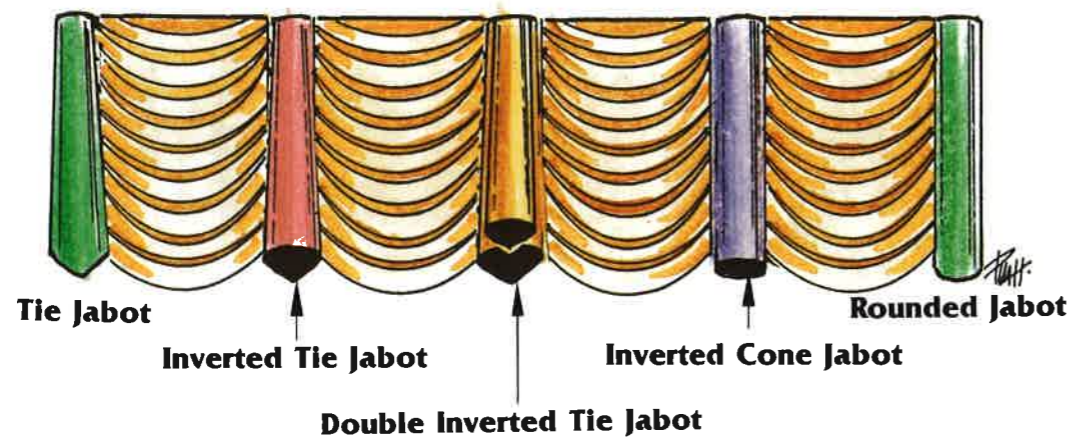
Note: *CL = cut length FL = Finished Length

JABOTS

Jabots are decorative pieces of fabric that are hung over seams or between swags on a valance. Jabots may be tie shaped, cone shaped, or rounded on the bottom.

Yardage: Allow approximately one third yard of fabric for each jabot.

EMPIRE SWAG WITH JABOTS



CORNICE BOXES, LAMBREQUINS, ETC.




Cornice Box with Gold-Leaf Heading & Ties



Cornice Box with Gathered Panels

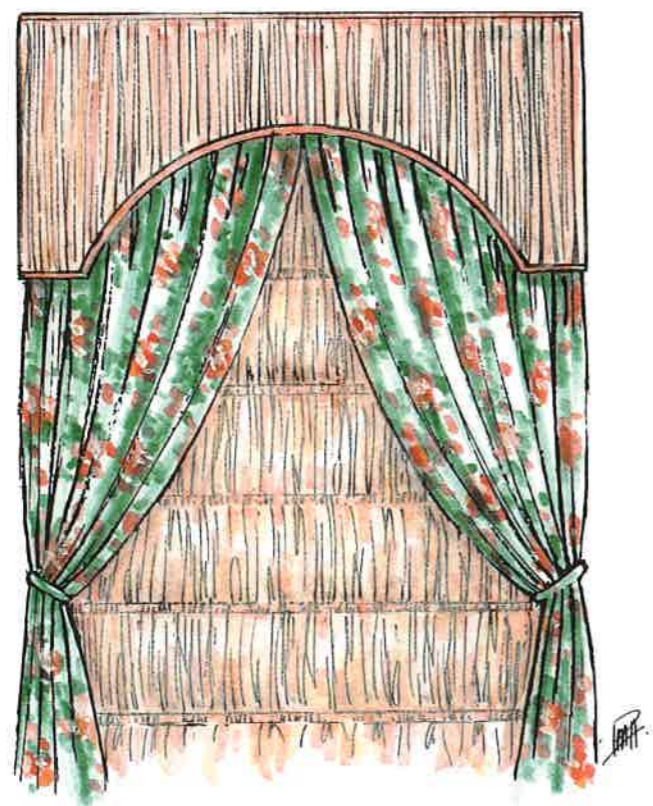


Soft Cornice with Swags & Cascades



Arched Cornice Box with Knotted Swag

072A




Shirred Cornice over Tie-backs

072B



Lambrequin with Welt Edge over Roman Shade

072C




Shirred Lambrequin over Pleated Drapery

073A



Cornice Box with Shirred Band & Ruffled Cascade

073B




Shaped Cornice Box with Vertical Side Drops

073C




Bottom Banded Cornice Box with Matching Draperies

074A



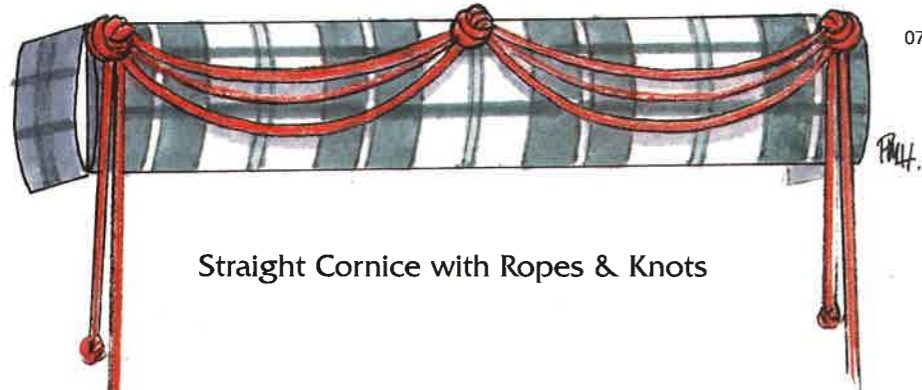
Button Swagged Cornice

074B



Shaped Crown Cornice with Gathered Valance

074C



Straight Cornice with Ropes & Knots

074D




Chevron Cornice

074E



Pagoda Cornice with Long Fringe

075A



Shaped Cornice with Large Tassels

075B



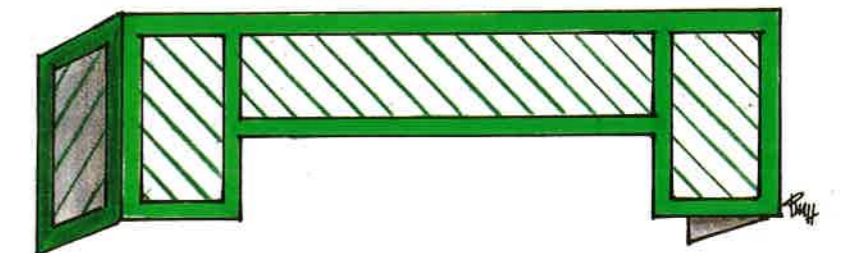
Arched Cornice with Twisted Rope

075C



Shaped Cornice with Fringe

075D



Box Shaped Cornice with Long Side Drops

075E



Multi-Fabric Cornice

076A



Sunburst Cornice

076B



Pagoda Cornice

076C



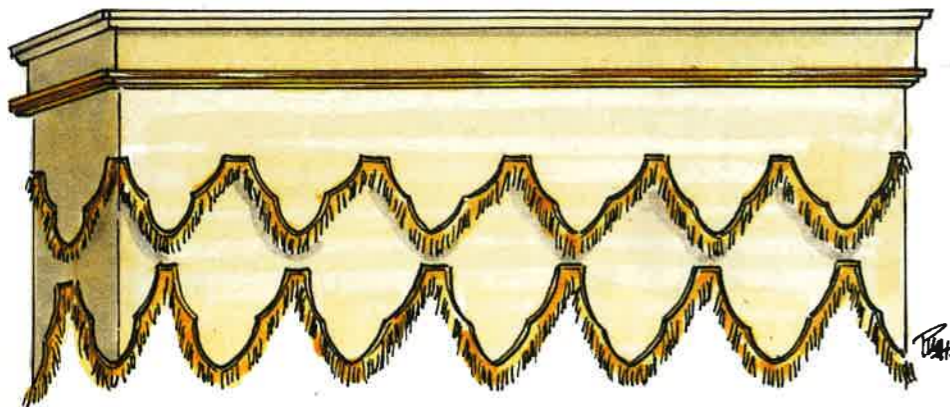
Straight Cornice with Shaped Crown

076D




Custom Shaped Cornice

076E



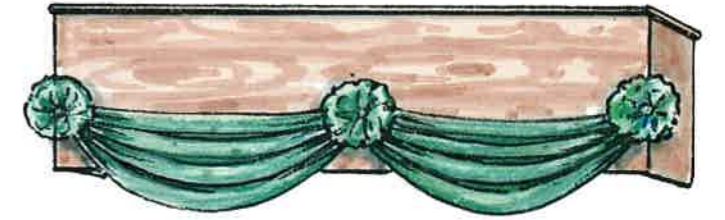
Double Fringe Cornice with Wood Crown

077A



Cornice Box with Ruffle on Bottom

077B




Cornice Box with Swag & Rosettes

077C




Cornice Box with Shirred & Flat Panels

077D



Shirred Cornice Box

077E



Cornice Box with Pleated Fabric in Middle

078A



Real Wood Cornice with Painted Leaf Design

078B




Cornice with Real Wood Header

078C



Straight Cornice with Stenciled Design

078D




Cornice with In-and-out Swag

078E




Cornice with Shaped & Raised Banding

079A



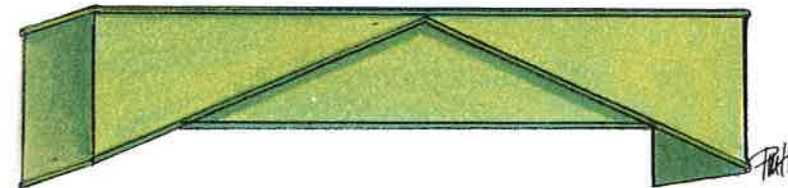
Cornice with Honeycomb Pleating

079B



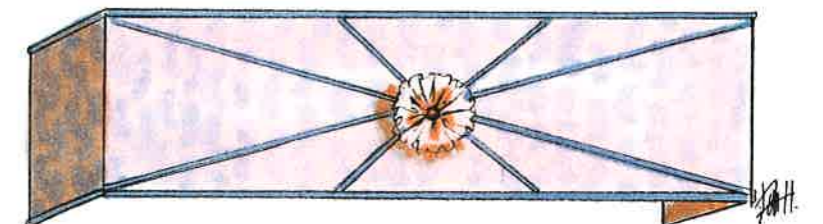
Cornice with Diagonally Arched Pleating

079C




Cornice with Unique Angled Top & Welting

079D

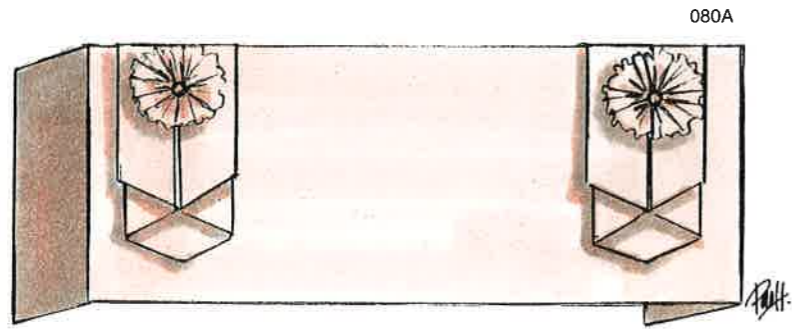


Straight Cornice with Diagonal Welts & Center Rosette

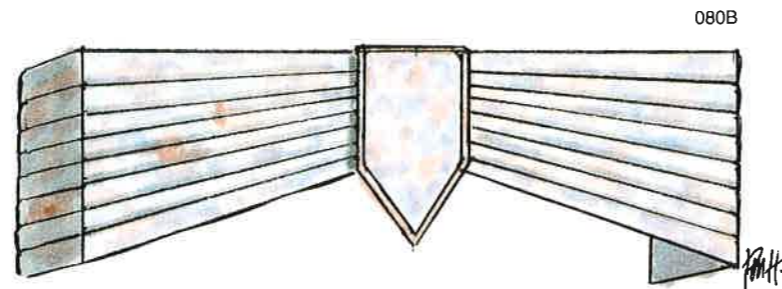
079E



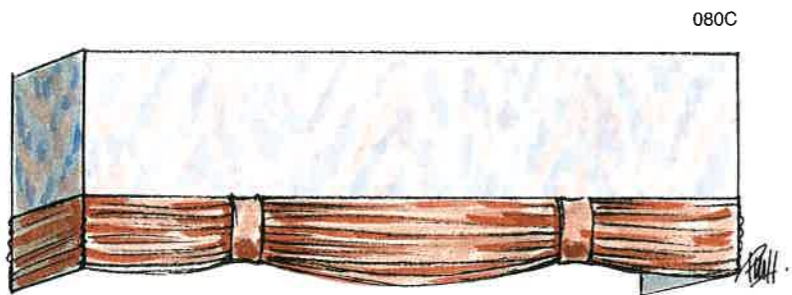
Cornice with Rounded Gathered Top & Large Scalloped Bottom




080A
Straight Cornice with Rosettes & Jabots



080B
Pleated Arched Cornice with Special Center Piece



080C
Cornice with Unique Pleated Bottom



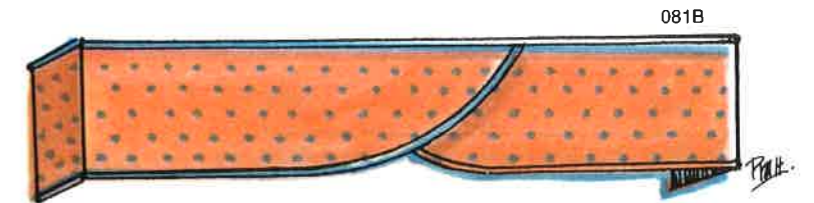
080D
Straight Cornice with Gathered Hourglass & Rosette




080E
Cornice with Center Jabot



081A
Cornice Box with Shirred Bottom Band




081B
Cornice Box with Special Welting




081C
Scalloped Bottom with Banding



081D
Cornice Box with 1" Pleats



081E
Cornice Box with Fabric Insert



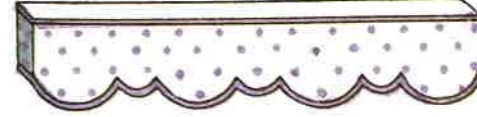
081F
Cornice Box with 2" Pleats

CORNICE BOX SHAPES

082A



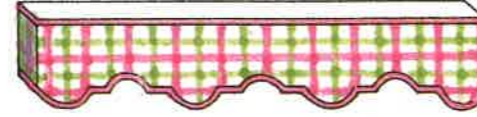
082B



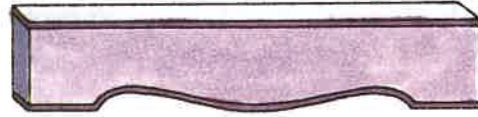
082C



082D




082E



082F



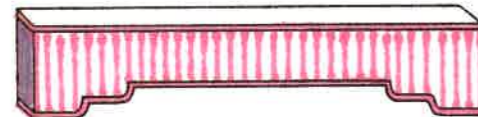
082G




082H



082I



082J



082K



082L



083A



083B



083C



083D




083E




083F



083G



083H




083I



083J



083K




083L



LAMBREQUINS & CANTONNIERES

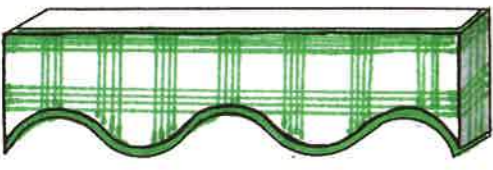
084A




084B



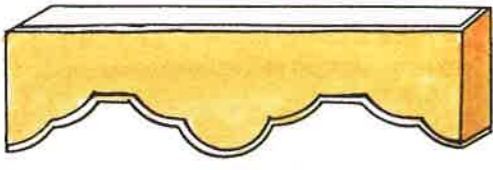
084C



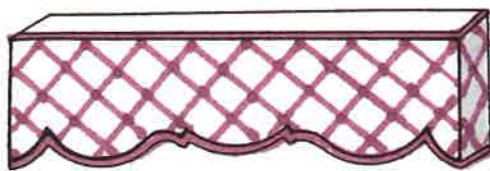
084D



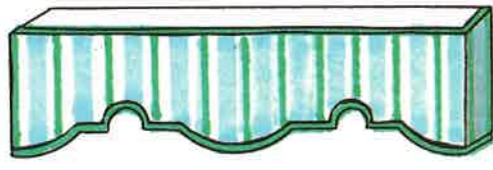
084E




084F




084G



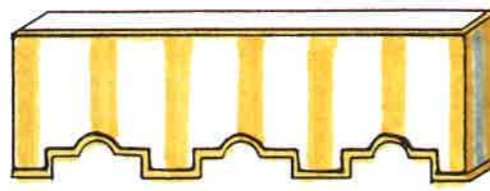
084H



084I



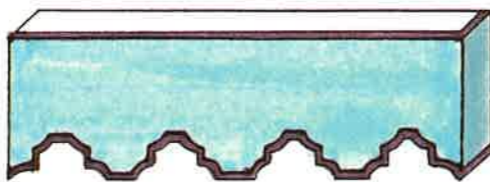
084J




084K




084L




085B




085A




085C



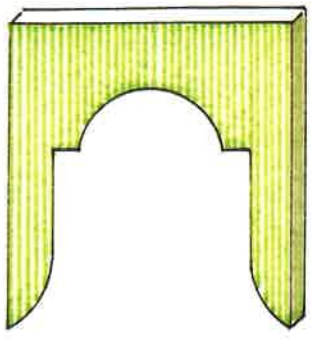
085E




085D




085F



085H

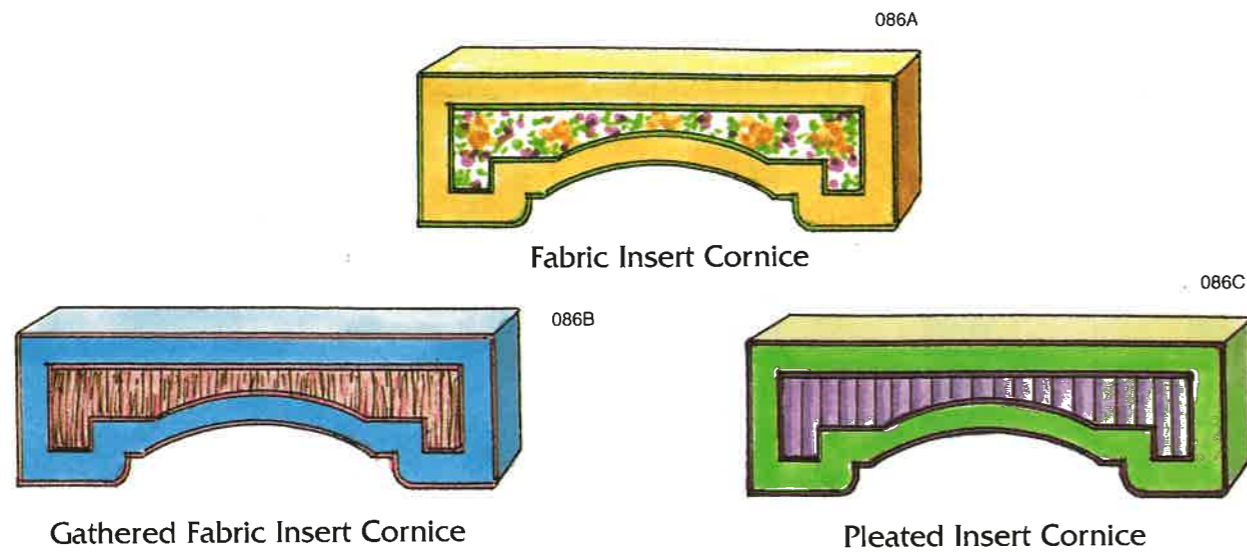


085G



085I





General Information

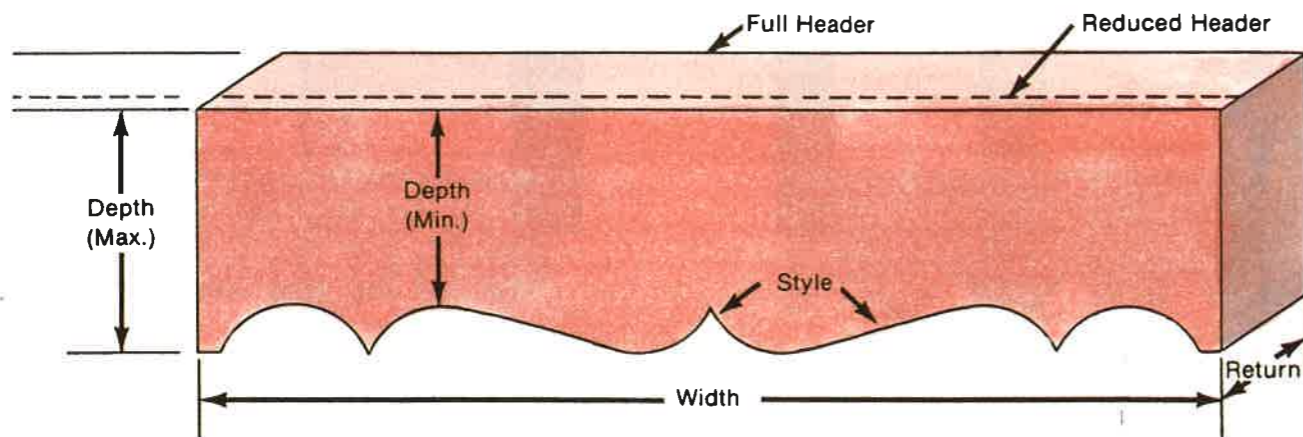
The cornices are padded with polyester fiberfill and constructed of wood.

Non-directional and solid fabrics should be railroaded to eliminate seams. Matching welting is standard on all cornices and is applied to the top and bottom edges. Coordinating colors for welting has a more dramatic effect.


When ordering cornices to fit tight applications (i.e. wall to wall, bay windows), be sure to measure at the elevation of this installation. "Exact outside face measurement - wall to wall installation". Allow 1" for clearance.

Measuring:

Measure drapery rod from end bracket to end bracket and add four inches for rod clearance and cornice returns. Six (6") returns are needed when mounted over a single rod and eight (8") returns when mounted over a double rod.

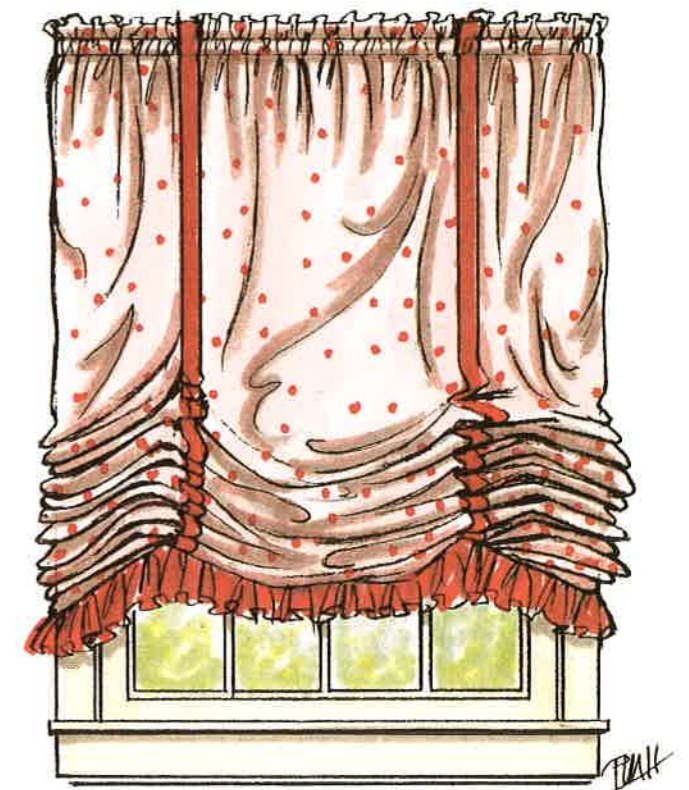


087A




Balloon Shade with Rope Tassels

087B



Suspender Balloon Shade

087C



Double Rod Pocket Cloud Shade with Bottom Ruffle

087D



Specialty Soft Shade




088A

Stagecoach Shade with Ties



088B

Wide Pleated Balloon Shade



089A

Tiered Cloud Shade



089B

Cloud Shade with Optional Ruffled Bottom




088C

Designer Cloud Shade



088D

Wide Cloud, Cloud Shade



089C

Arched Top Cloud Shade



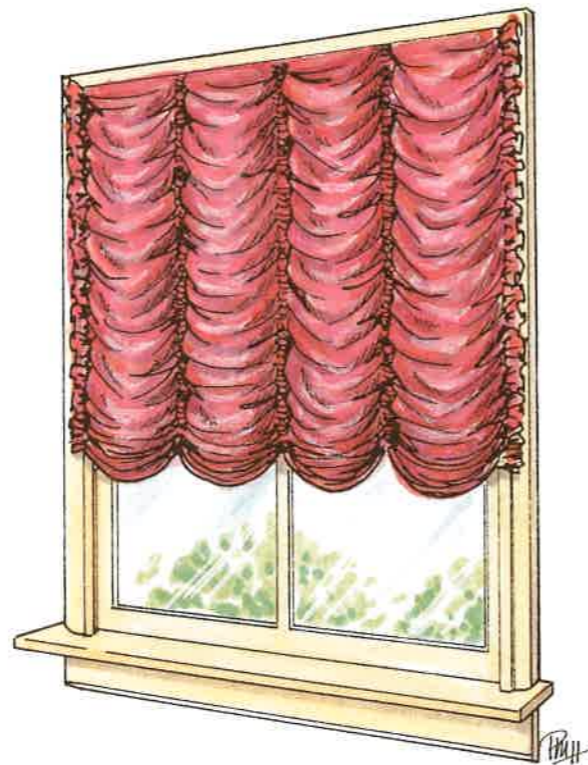
089D

Bottom Arched Balloon Shade



090A

Cloud Shade Gathered on a Pole with Ruffle at the Top



090B

Triple Fullness Fabric in Softly Scalloped Panels Distinguish the Austrian Shade



090C

Cloud Shade with 4" Shirring at Top to Give a Smocked Look




090D

Shirred Cloud Shade with Matching Valance



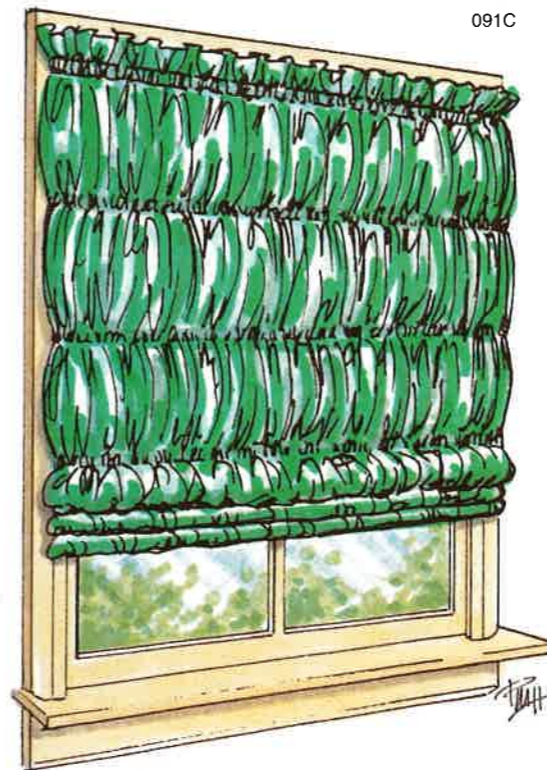
091A

Inverted Pleats and a Pouffed Bottom Edge Characterize the Elegant Balloon Shade



091B

Pleated Balloon Shade with Matching Valance



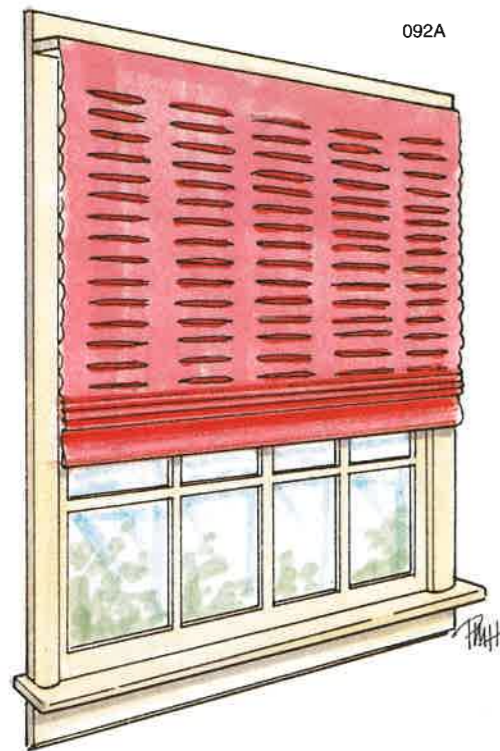
091C

Fabric Gathered Triple Fullness on Horizontal Rods for a Full, but Tailored Look



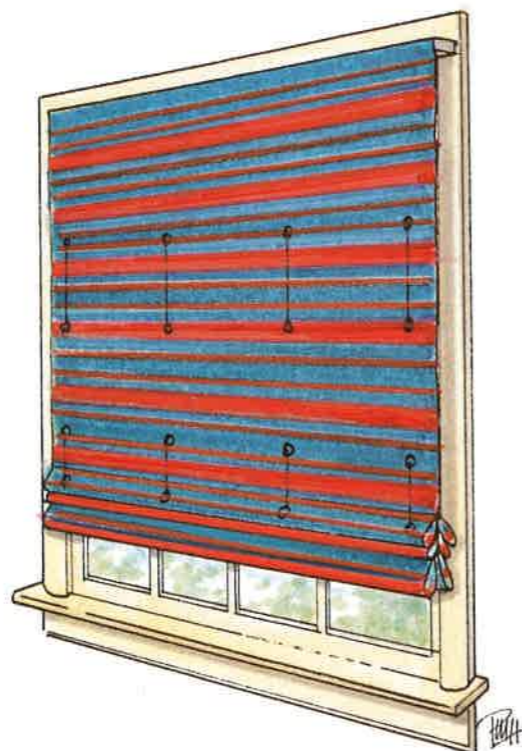
091D

Rod Pocket Swagged Balloon Shade over Mini Blind



092A

The Dramatic Accordion Look is Created by Rows of Mini-pleats




092B

Brass Grommets and Front Cording Give a Nautical Look to this Shade



093A

Distinctive Horizontal Pleating Makes this a Very Popular and Versatile Roman Shade



093B

Alternate Groups of Mini-pleats with Single Panels Gives this Blind a Striking Look all its Own



092C

A Flat, Simple Roman Shade that Draws Up into Graceful Folds when Raised



092D

A Cord at Each Edge Gives Needed Support to this Bottom-up Shade



093C

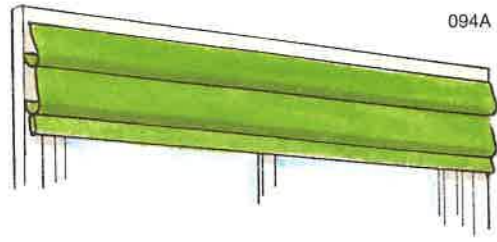
Soft Overlapping Folds Create a Cascading Effect in this Roman Shade



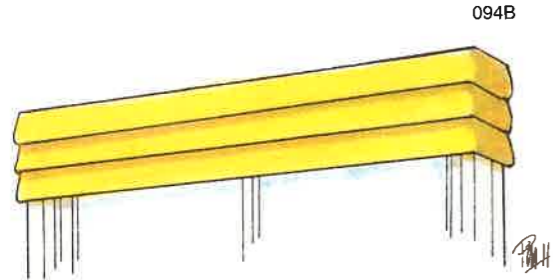
093D

Alternating Large and Small Pleats form a Repeating Pattern on this Roman Shade

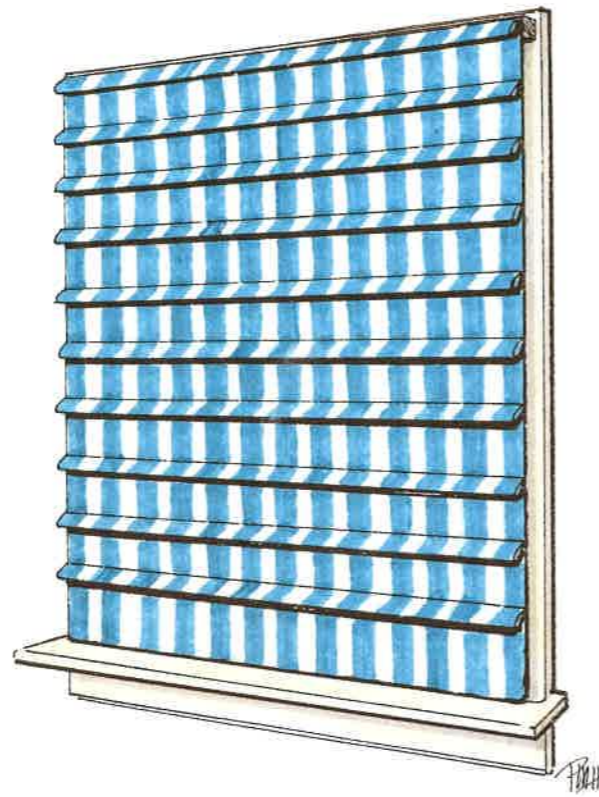
CURTAINS & HEADING STYLES



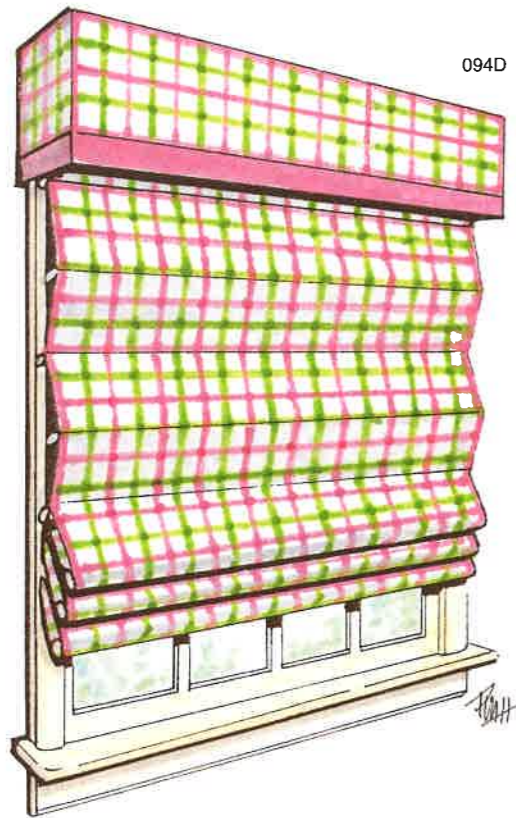
This Valance has Soft Folds & No Returns



For a More Finished Look, Soft Folds Wrap Around the Sides of this Roman Valance



Soft Mini-fold Roman Shade



Roman Shade with Valance Overlapping




This Very Simple Roman Shade is Flat when Down & Draws Up in Graceful Folds when Raised



Tabbed Curtain over Shutters



Tabbed Curtain gathered in Middle



Chevron Valance over Cafe Curtains



Curtain on Dec. Rod with Holdback

096A



Bow-tied Ruffled Tie-backs

096B



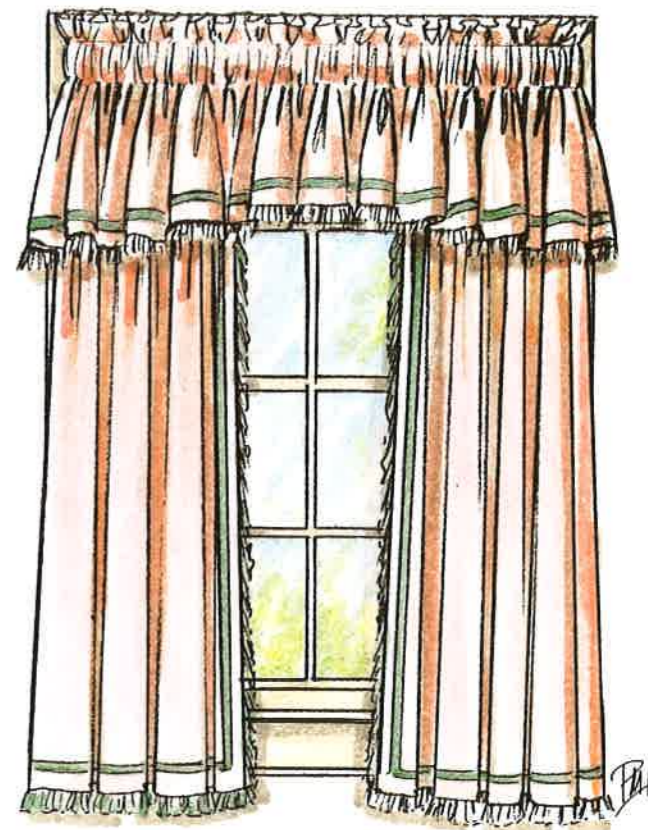
Tab-top Curtains on Dec. Rod

097A



Tab Top Curtains on Dec. Rod

097B




Arched Rod Pocket Valance
over Straight Curtains

096C




Ruffled Tie-backs over Balloon Shade

097C




Ruffled Tie-backs over Shutters

097D



Lace Curtains & Valance
Threaded on Rod

098A




Banded Tie-back Curtains

098B



Banded Valance over Tie-backs

099A



Sheer Lace tied-back Curtains with Gathered Valance

099B



Shirred Cafe Curtain on High Rod

098C




Tab Top Banded Curtains Tied-back

098D



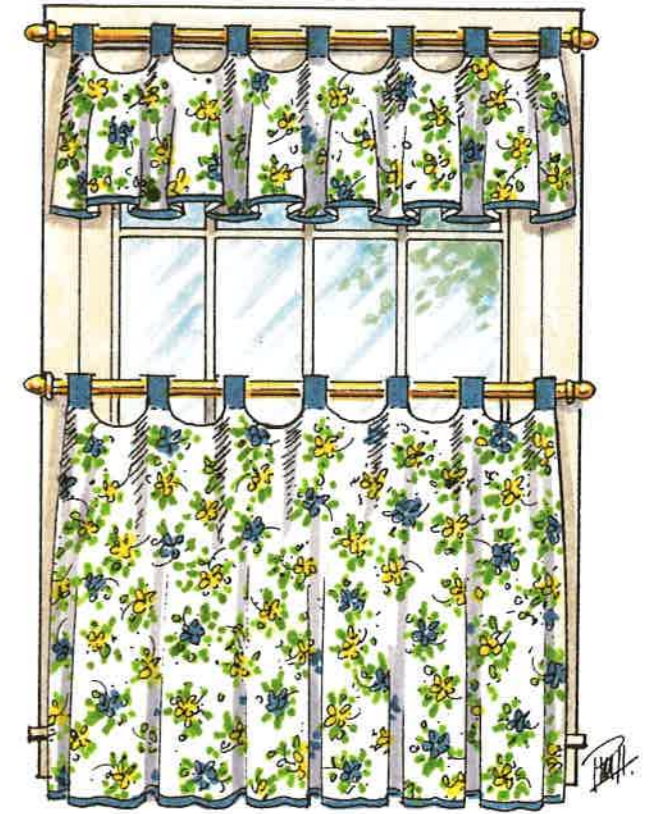
Tiered Curtains with Ribbon Banding

099C




Cafe Curtains with French Pleated Tops on Rings

099D



Scalloped Valance over Cafe Curtains

100A



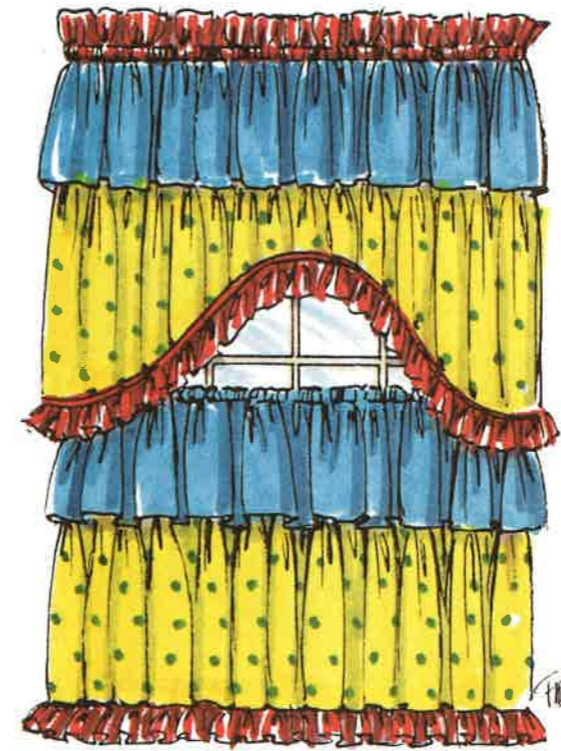
Priscilla Curtains with Ruffles

100B



Valance on Brass Dec. Rod over Tied-back Curtains with Ruffles

101A



Cafe Curtains with Arched Top & Valance

101B




Cafe Curtains on Brass Rod with Gathered Valance

100C




Rod Top Curtains with High Ties and Large Ruffles

100D



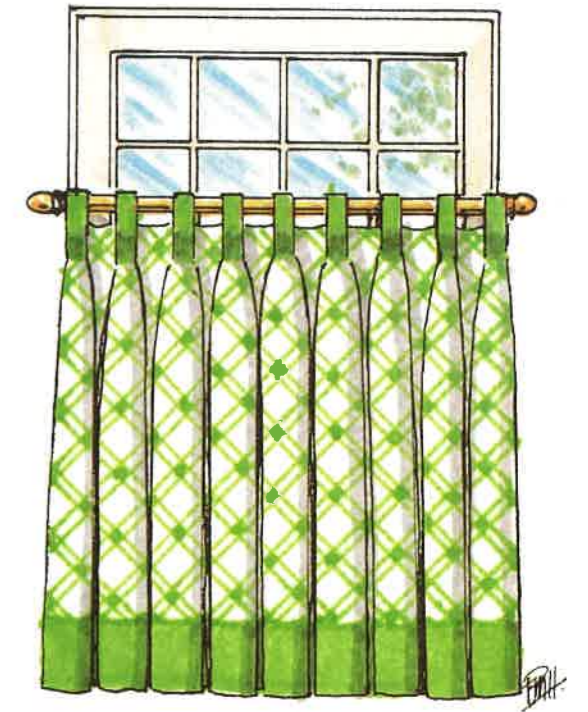
Priscilla Curtains with Rod Pocket Top

101C



Traditional Swag with Mini Blind

101D



Pleated Tab Top Cafe Curtains on Brass Rod

102A



Cafe Curtains Shirred Top-to-Bottom Between Two Rods

102B




Tied-back Curtains Gathered on Rod

102C



Drapery Gathered on a Dec. Rod & Tied-back with Large Bows

102D



Austrian Shade with Ruffles

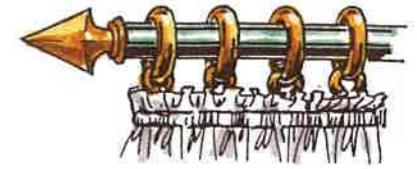
VARIOUS HEADING STYLES

103A




Box Pleated with Tab Heading

103B



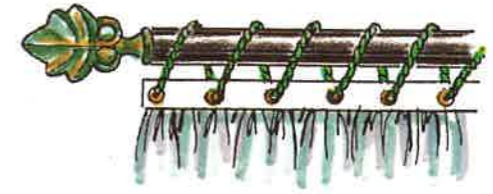
Gathered Heading with Rings

103C



Scalloped Heading with Sewn on Rings

103D



Grommet Heading with Rope

103E




Scalloped Heading with Ties

103F



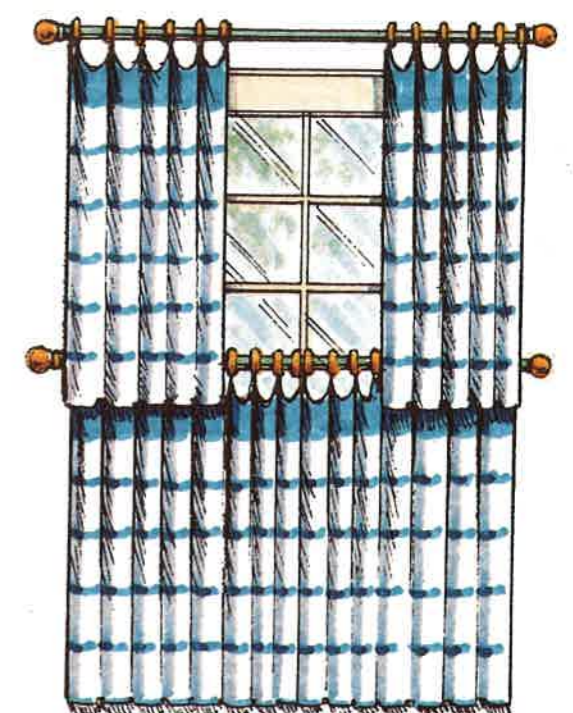
Scalloped & Tabbed Heading

103G



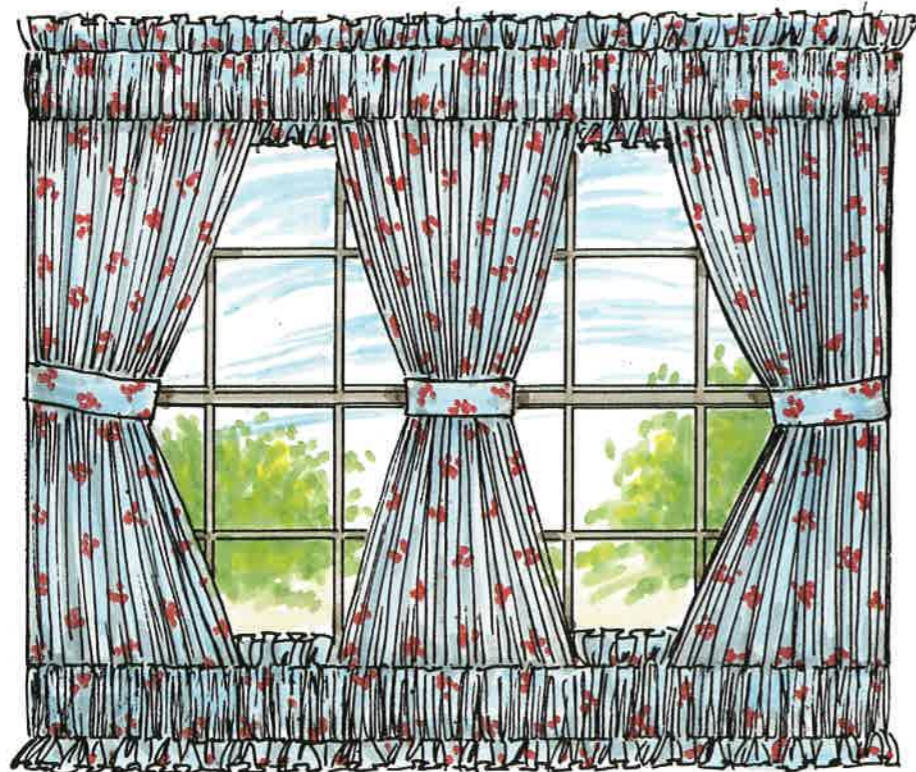
Tab-tied Curtains on Brass Dec. Rod

103H




Double Cafe Curtains with Scalloped Top on Brass Rod

104A



Rod Top & Bottom Curtain with Ties and Center Sleeve


104B



Rod Pocket Curtain with Tie-backs and Center Sleeve


ACCESSORIES, TIE-BANDS, R.T.B.'S

105A



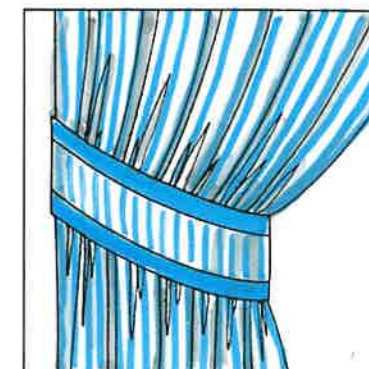
Straight Plain

105B



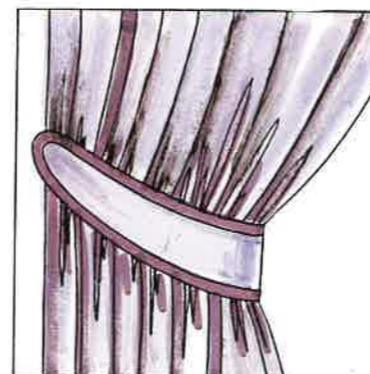
Tapered Plain

105C



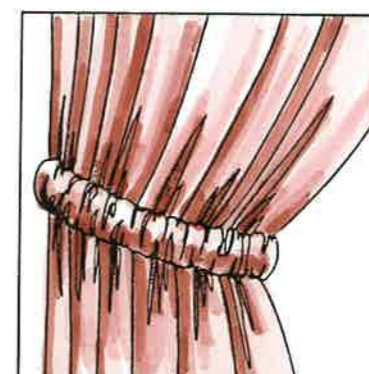
Straight with Banding

105D



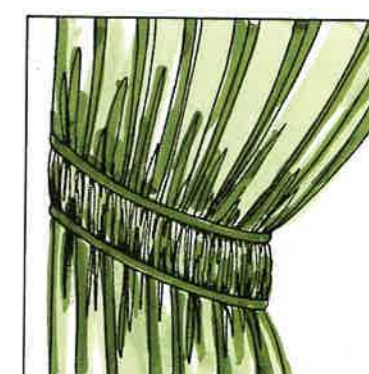
Tapered with Weld Cord

105E




Shirred Jumbo Welt Cord

105F



Straight Shirred with Welt Cord

105G



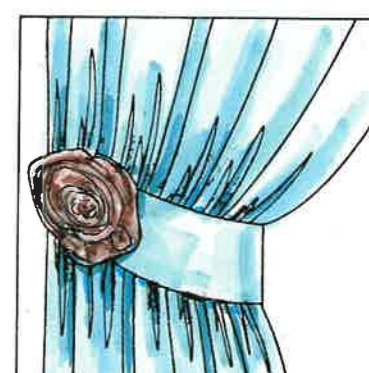
Straight Shirred

105H



Braided

105I



Straight with Rosette

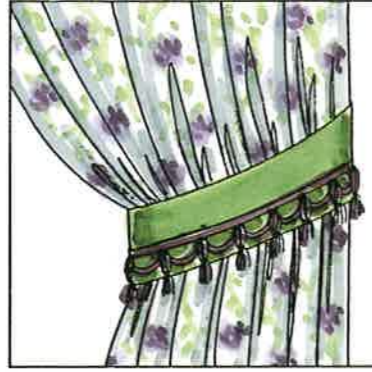
ROUND TABLE COVERS

106A



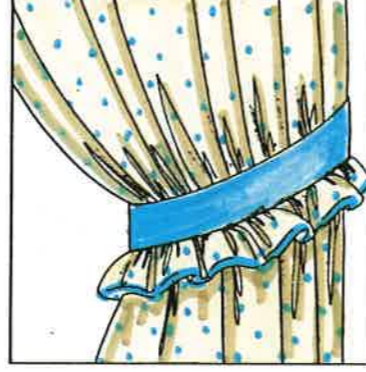
Straight with Bow

106B




Straight with Fringe

106C



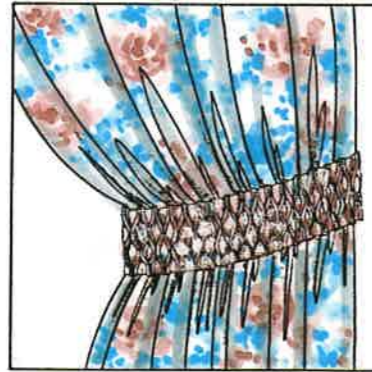
Straight with Ruffle

106D



Ruffled

106E




New Shirred Look

106F



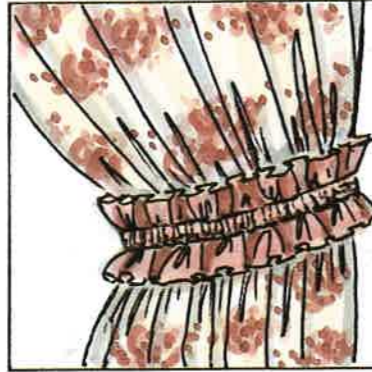
Formal Tie with Cascade

106G



Shirred Tie with Pleat

106H



Double Ruffled Tie

106I



Box Pleated Tie with Welt

107A



Ruffled Overlay & Skirt with Tassels

107B



Round Overlay Tied with Bows

107C




Plain Round Cover — Lined or Unlined

107D



Plain Round Cover with Welt Edge

107E



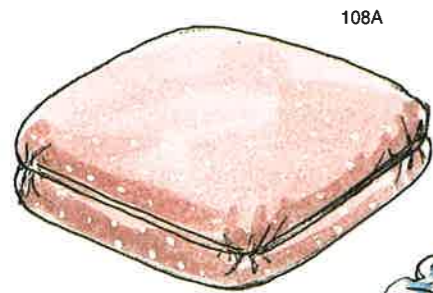
Lace Square over Skirt

107F

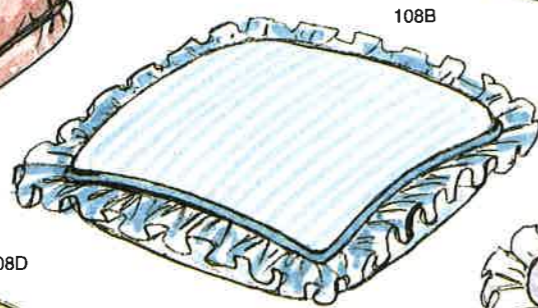


Round Cover with Austrian Shirring


THROW PILLOWS



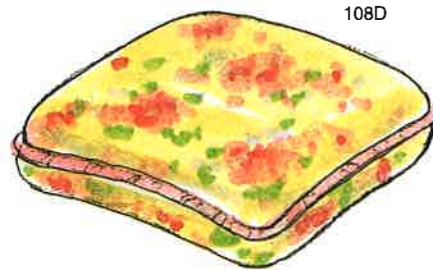
Turkish Corners



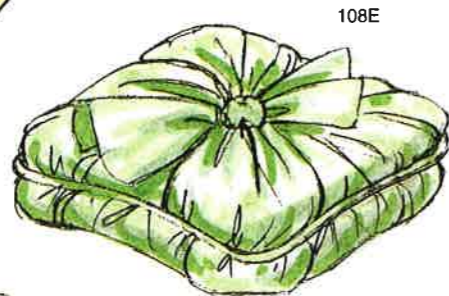
3" Ruffle with Welt



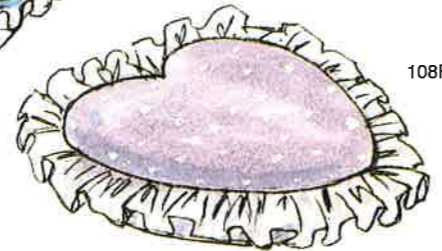
Knife Edge with 1/4" Welt



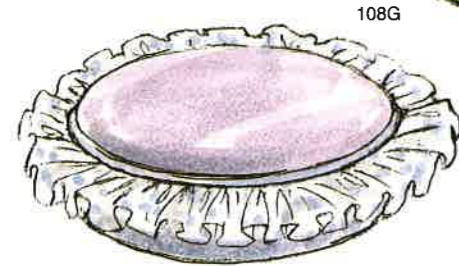
Shirred Welt



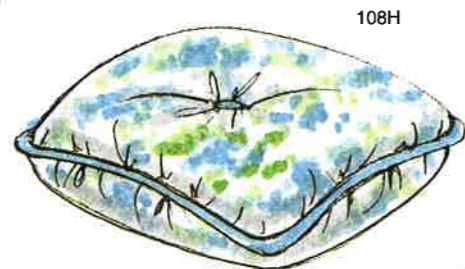
Square Knot




Heart Shaped with Ruffle




Round Pillow with Welt & Ruffle




Square Pillow with Plain Welt & Button



Round Pillow with Plain Welt & Button



Rope Welt on Knife Edge




Scalloped Ruffle with Welt Edge

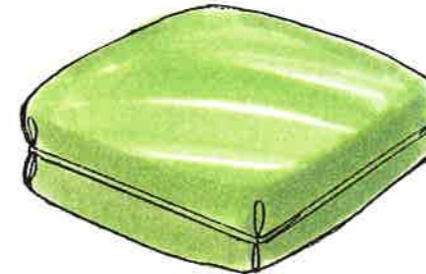


Tassled Corners


PILLOWS & CUSHIONS



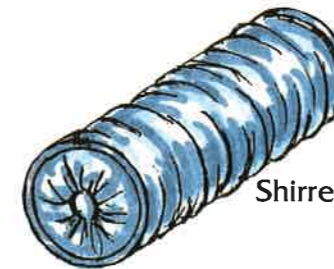
Neck Roll with Ruffle




Soft-box Cushion with Welt



Soft-boxed Cushion with Applique Top



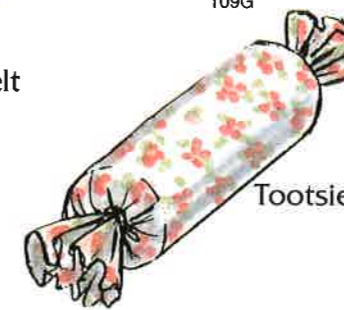
Shirred Neck Roll



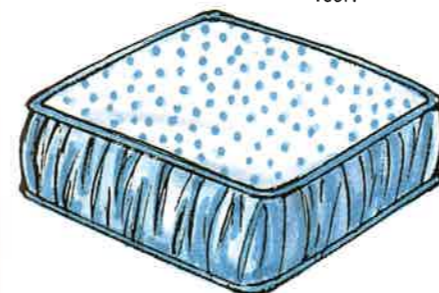
Boxed Cushion with Welt



Round Cushion with Welt



Tootsie Roll Neck Roll

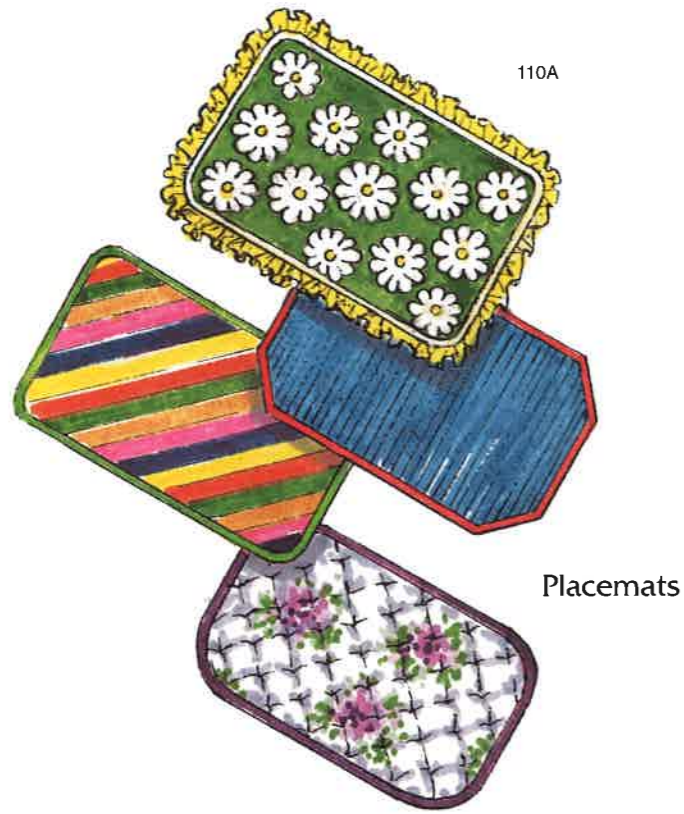


Boxed Cushion with Shirred Boxing



Puff Pillow with Welt

ACCESSORIES



110A

Placemats




110B

Seat Cushions

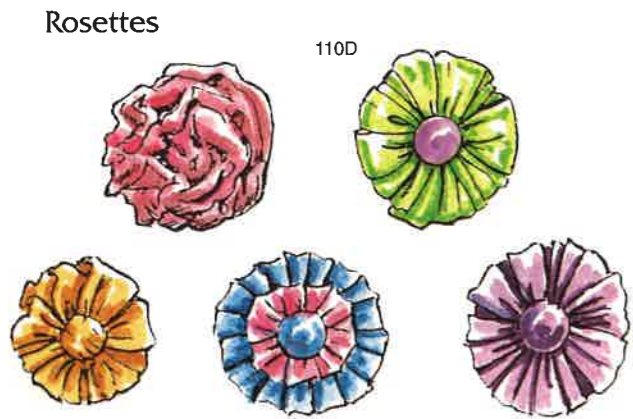


110C

Lamp Shades




Napkins & Napkin Rings



Rosettes

110D




110E

Bows



110F



111A

Fabric Draped Vanity Table



111B

Square Ottoman



111C

Round Ottoman



111D

Slip-covered Chair



111E

Fabric Covered Divider



111F

Fabric Draped Through Sconces



111G

Fabric Covered Wastebasket



111H


Seat Cushion



111I


Sconce





112A

Sunburst




112C

Diamond Rod Top & Bottom




112D

Slant Rod Top & Bottom



112B

Hourglass Rod Top & Bottom




112E

Hourglass Rod Top & Bottom




113A

Ceiling Mounted Valance over Box Pleated Coverlet



113C

Quilted Top Double Ruffled Drop Bedsread



113B

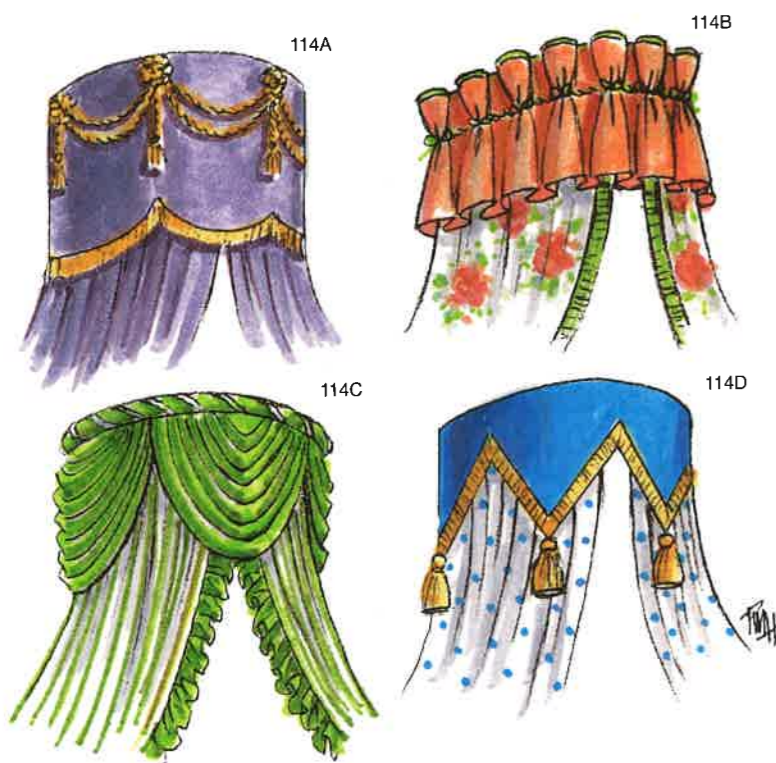
Ceiling Mounted Rod Pocket Valance over Quilted Bedsread




113D

Plain Bedsread with Side Panels


BED COVER STYLES




Various Bedspread Crowns




Rod Pocket Drapery with Dec. Rod over Plain Bedspread



Swags & Cascades over Plain Bedspread with Upholstered Headboard



Swags & Jabots with Maltese Cross Ties over Plain Bedspread




Half-round Box Pleated Valance with Draped Fabric held by Rosettes Upholstered Headboard with Throw Spread



Fabric Draped over Decorative Pole Coverlet with Tailored Dust Ruffle



Half-round Ruffled Valance with Fabric Draped over Hold Backs Upholstered Headboard with Throw Spread




Rod Pocket Valance with Ruffled Tie-backs Upholstered Headboard & Throw Spread

116A



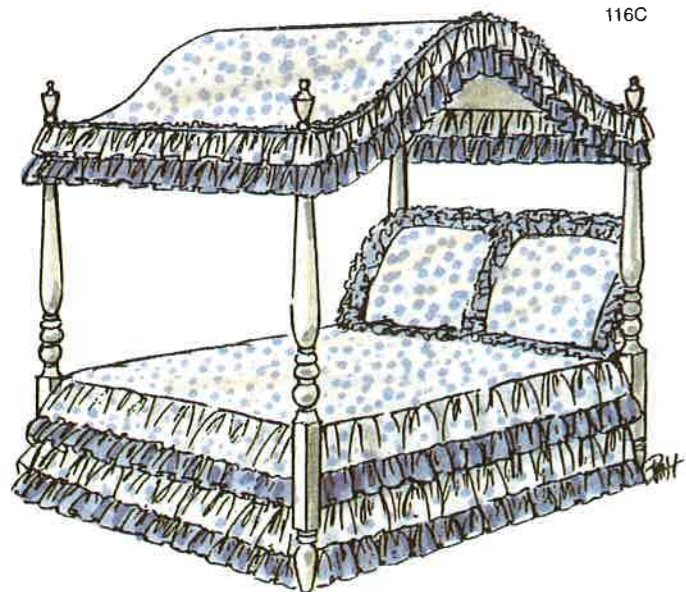
Box Pleated Canopy Valance
with Stationery Draperies
Quilted Coverlet over
Box Pleated Dust Ruffle

116B




Gathered Canopy Valance
Ruffled Bedspread over Gathered Dust Ruffle

116C



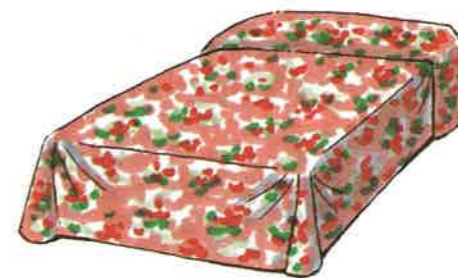
Arched Canopy with Ruffles
Ruffled Bedspread & Dust Ruffle

116D



Gathered Canopy Valance over Tie Backs
Coverlet over Gathered Dust Ruffle

117A



Throw Spread

117B




Throw with Scalloped Edge

117C



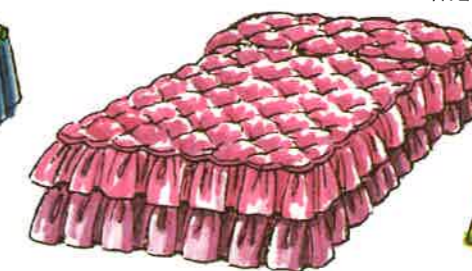
Fitted Throw

117D



Scalloped Quilted Top
with Shirred Drop

117E



Scalloped Quilted Top
with Double Shirred Drop

117F




Throw with
Ruffled Bottom

117G



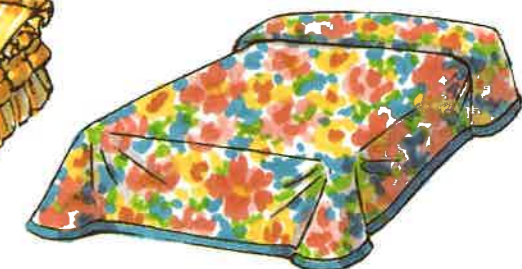
Plain Coverlet over
Shirred Dust Ruffle

117H



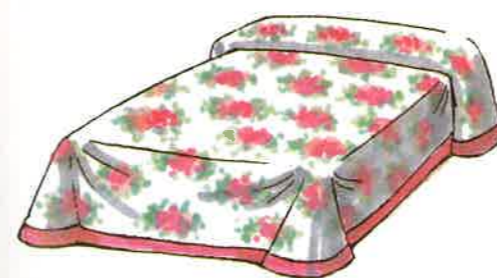
Quilted Coverlet over
Shirred Dust Ruffle

117I




Throw with 1" Welt

117J



Throw with 2" Welt

117K



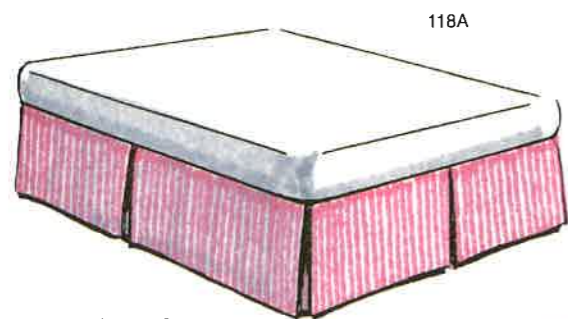
Studio Couch Cover
with Bolsters

117L




Tufted Daybed Comforter
over Shirred Dust Ruffle

DUST RUFFLES



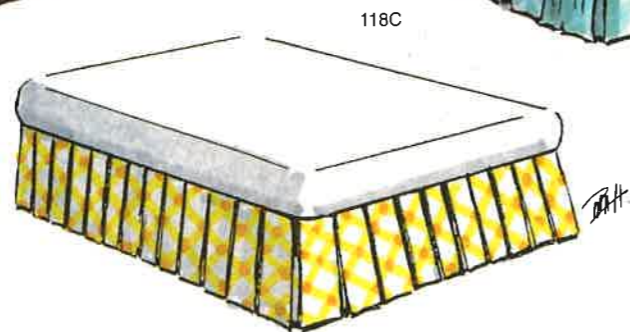
118A

Tailored



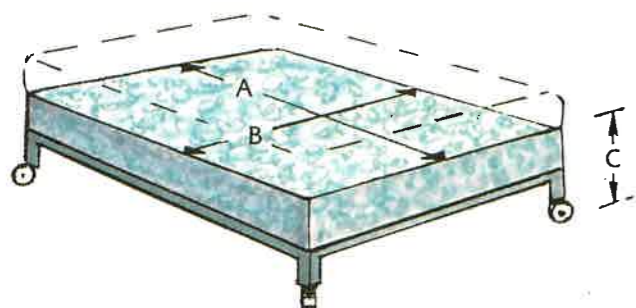
118B

Shirred



118C

Box Pleated



HOW TO MEASURE:

(Exact measurements are necessary)

A - Length of Boxsprings

B - Width of Boxsprings

C - Drop from top of Boxsprings to floor

UPHOLSTERED HEADBOARDS



118D




118E



118F




118G



118H



118I

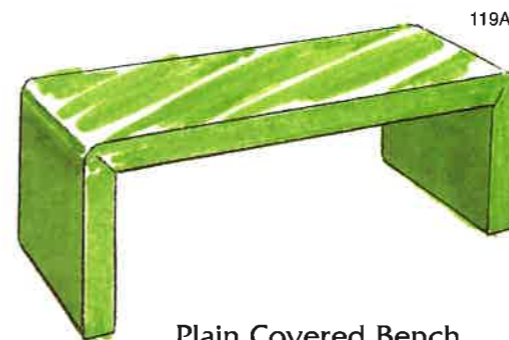


118J

DIMENSIONS

STYLE	TWIN	FULL	QUEEN	KING
D, I, F, G	41W X 51H	56W X 53H	62W X 55H	81W X 56H
J	41W X 53H	56W X 55H	62W X 57H	81W X 57H
E, H	41W X 49H	56W X 49H	62W X 51H	81W X 53H

UPHOLSTERED BENCHES



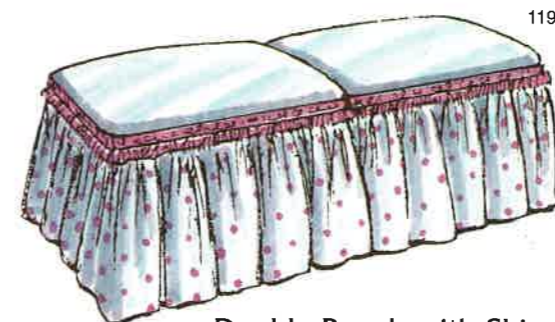
119A

Plain Covered Bench




119B

Covered Scalloped Bench



119C


Double Bench with Shirred Skirt



119D

Plain Bench with Upholstered Legs & Top

PILLOW SHAMS



119E

Sham with 3" Ruffle



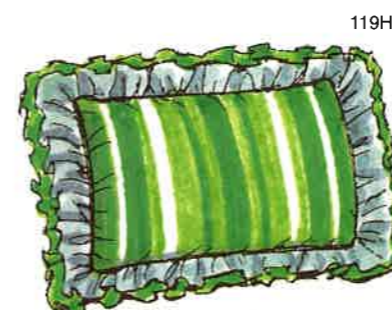
119F

Plain Sham with 1/4" Welt




119G

Quilted Sham with 2 1/2" Flange



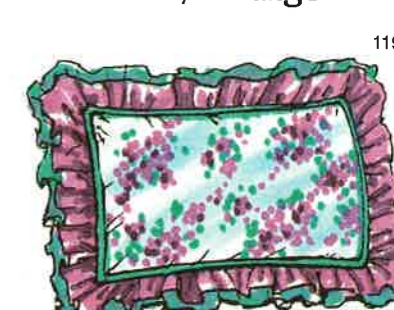
119H

Plain Sham with Double Ruffle



119I

Sham with 1/4" Welt and Ruffle



119J

Double Ruffle Sham with 1/2" Welt



119K

Cylindrical Bolster with Welt Trim



119L

Wedge Bolster with Welt Trim

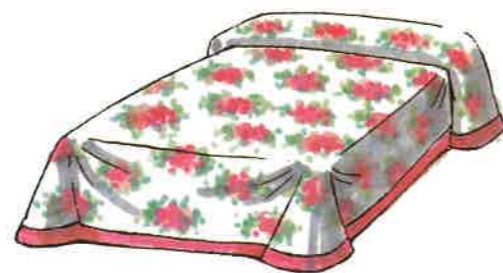


119M

Rectangular Bolster with Welt Trim

YARDAGE SCHEDULE FOR BED COVERINGS

SPREADS			
	36"	48"	54"
Twin	12 yards	8 yards	8 yards
Full	12 yards	12 yards	8 yards
Queen	15 yards	12 yards	12 yards
King	15 yards	12 yards	12 yards
Additional Yardage Requirements: For Prints—Add 1 yard			
Additional Yardage Optional Features:			
For Reverse Sham—Add 3 yards		For Jumbo Cord—Add 2 yards	



COMFORTER YARDAGE
Twin, Full, Queen— 7 yards/side
King—11 yards/side



PILLOW SHAMS
1 1/2 yards—Ruffles Add 1 1/2 yards

DUSTERS				
	36" Fabric		45" or Wider	
	Tailored	Shirred or 4" Box Pleat	Tailored	Shirred or 4" Box Pleat
Twin	3 3/4 yards	8 1/2 yards	2 3/4 yards	6 1/2 yards
Full	3 3/4 yards	8 1/2 yards	2 3/4 yards	7 yards
Queen	4 1/2 yards	10 yards	3 yards	7 1/2 yards
King	4 1/2 yards	10 yards	3 yards	7 1/2 yards




BOLSTERS			
	36"	45"	54"
36"	1 1/2 yards	1 1/2 yards	1 yard
39"	2 yards	1 1/2 yards	1 yard
60"	2 yards	2 yards	2 yards
72"	2 1/2 yards	2 yards	2 yards
Add 1 Repeat of Pattern for Prints			

GENERAL INFORMATION		
Bedspreads are made to fit the following standard bed sizes:		Standard Drops:
Twin	39 x 75	Bedspreads 21"
Full	54 x 75	Coverlets 12"
Queen	60 x 80	Dusters 14"
King	72 x 84	Pillow Tuck 15"

WOOD BLINDS & SHUTTERS



Rod Pocket Valance over Solid Wood Shutters



Louvered & Solid Shutters with Valance




Fabric Insert Shutters




Draperies over Traditional Shutters




Wood Blinds with Custom Moulding & Crown



Wood Blinds with Draperies




Arched Shutters



Cornice Box with Rope & Tassels over Shutters




Ruffled Swags Over Cafe Shutters



Two-tone Swag Over Full Shutters



Shutter With Shirred Fabric Insert




Gathered Valance Over Louvered Shutters

124A




Cornice Box Over White Wood Blinds With Wide Tapes

124B



Sunburst Shutter Over French Door Shutters

124C



Leaded Glass Over Wide Blade Shutters

124D



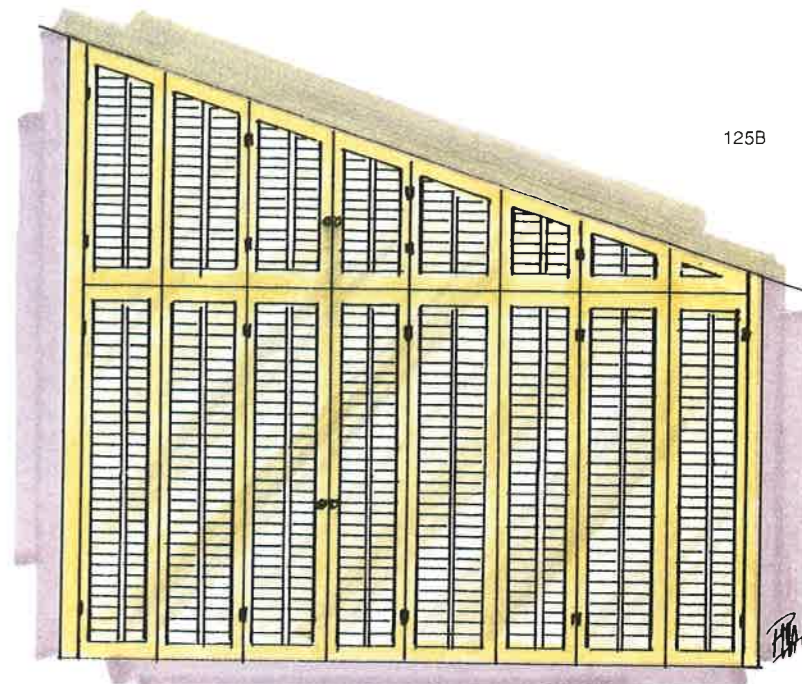
1" Wood Blind in Natural Finish With Cloud Valance

125A



Cathedral Window with Custom Fitted Shutters

125B




Shutters Custom Fitted to Slanted Clerestory Window

125C

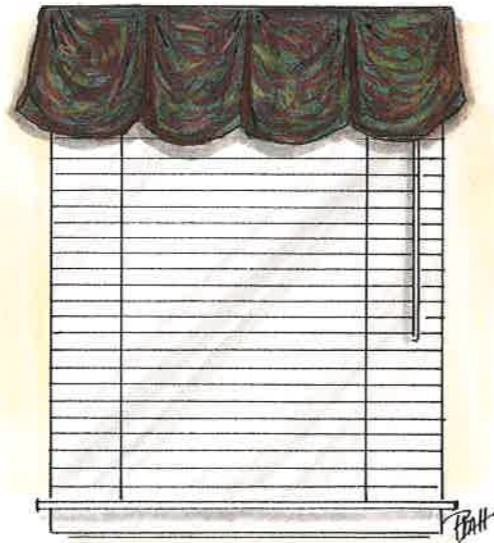


French Doors with Wood Blinds & Chevron Valances

125D



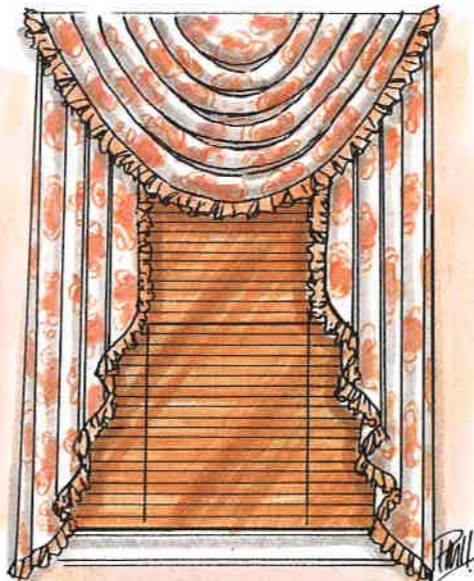
Traditional Shutters on Tall Window



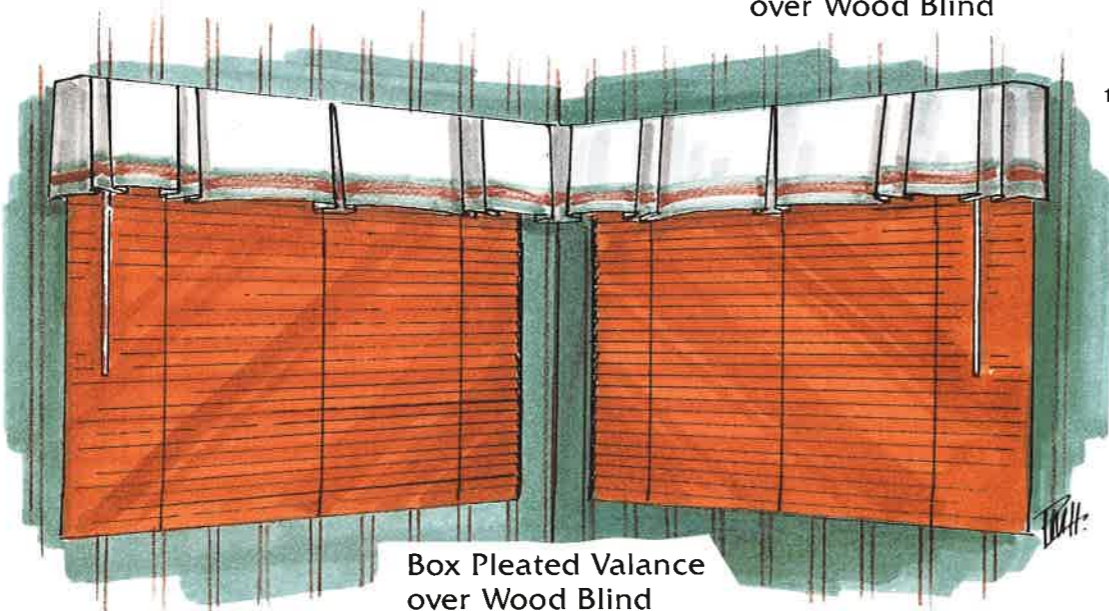
Balloon Valance over Wood Blind



Bishop Sleeve Draperies over Wood Blind




Fabric Swag with Side Drop over Wood Blind



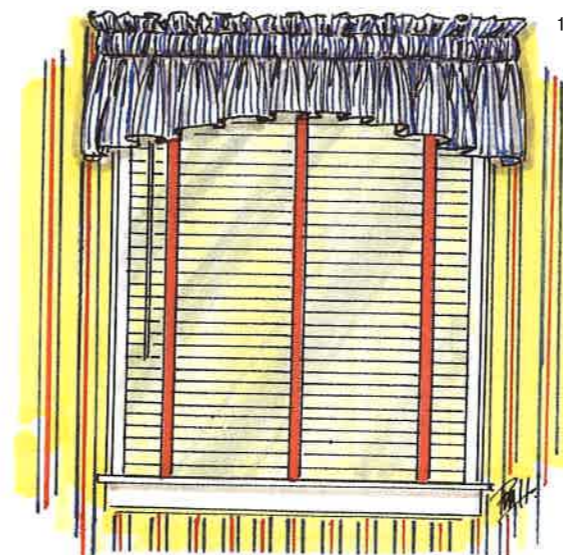
Box Pleated Valance over Wood Blind




Fabric Draped in Double Swag



Lace Tie-backs over Wood Blinds




Arched Gathered Valance over Wood Venetian Blind



Tabbed Valance on Dec. Rod over Wood Blind

128A




Swags & Jabots over Half Shutters

128B



Shirred Valance with Ruffle over Gathered Side Draperies & Wood Blind

128C



Bishop Sleeve Arched Valance over Plantation Shutters

128D



Cloud Valance over Half Shutters

128

MINI-BLINDS, PLEATED SHADES, ROLLER SHADES

129A



Drapery Folded over Dec. Rod over Pleated Shade

129B



Fabric Draped over Pleated Shade

129C




Fabric Draped over Pleated Shade

129


MINI-BLINDS, PLEATED SHADES, ROLLER SHADES

130A




Gathered Valance with Bows over Shade with Appliqued Bottom

130B




Fringed Scalloped Roller Shade with Valance

130C



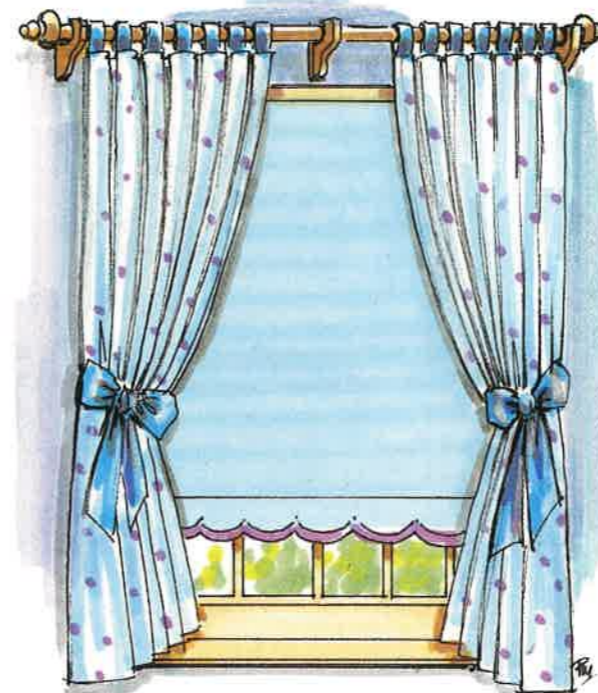
Banded Roller Shade with Valance

130D




Rod Pocket Valance over Roller Shade

131A




Tab Curtains Tied Back Over Roller Shade

131B



Flat Panels Pulled Back Over Pleated Shades

131C



Puffed and Ruffled Valance Over Pleated Shade

131D



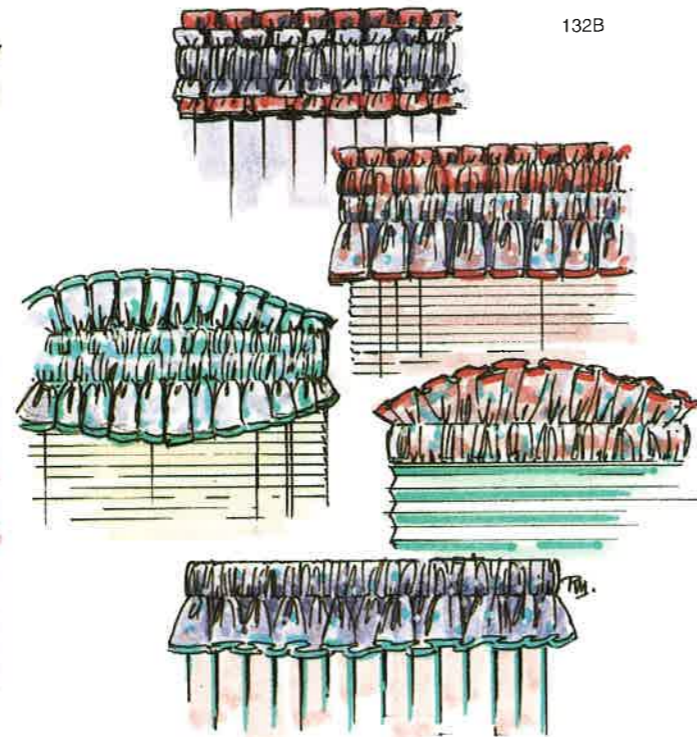
Gathered Swag and Cascade Over Pleated Shade

132A



Cloud Valance Over Mini Blind

132B



Alternate Valance Styles

132C



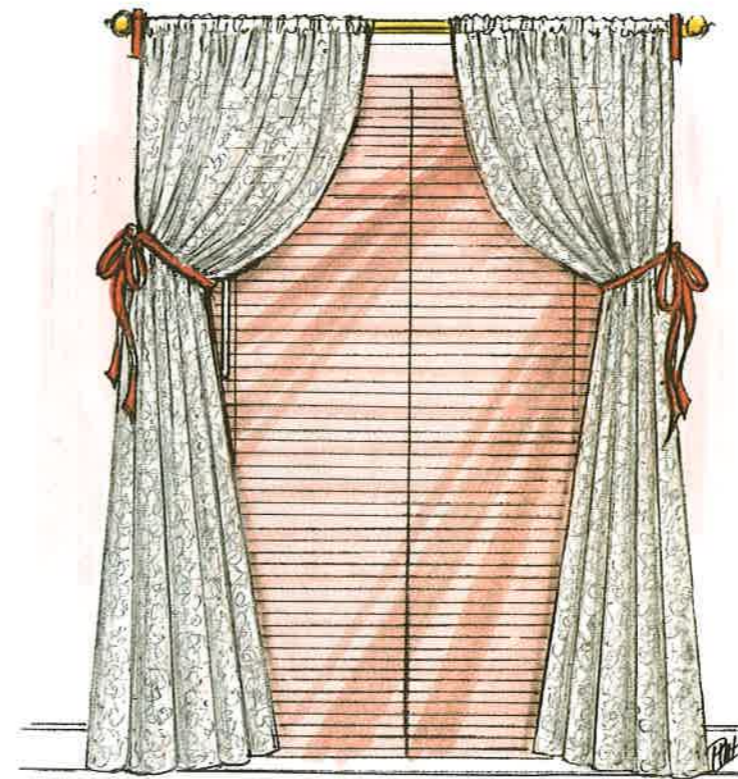
Pleated Shade With Arched Pleated Shade At Top

132D




Unique Geometric Valance Over Mini Blind

133A




Lace Tie Backs on Dec Rod over Mini Blind

133C



Scalloped Awning Valance over Mini Blind

133B



Box Pleated Valance over Pleated Shade


133D



Full Gathered Valance on Double Rods

VERTICALS

134A




Handkerchief Tie over Pleated Blind

134B



Swag with Tassels & Fringe

134C



Cloud Shade with Ruffled Top & Tassels

134D



Short Swag on Dec Rod

134E



Multiple Lace Fabric Swags on Dec Rod

135A



Simple Shirred Cornice Over Vertical Blinds

135B



Fabric or Wallpaper Inserts Add a Designer Touch to Verticals

135C




Double Gathered Cornice Over Vertical Blinds

135D



Vertical Blinds With Stagecoach Valance

136A




Slant-top Vertical Blinds

136B




Vertical Blinds With Cornice Top

136C



Verticals Are A Great Solution To Bay Windows

136D




Shirred Cloud Valance Adds Softness to Vertical Blinds

137A



Slanted Windows with Vertical Blinds

137B



Scalloped Pleated Valance over Vertical Blinds

137C




Double Brass Rods over Vertical Blinds with Brass Trim at Bottom

137D



Decorative Stencil Design on Vertical Blinds




138A

Swag with Ruffled Side Drops over Vertical Blinds



138B

Floor Length Fabric Swagged on Shirred Rod over Vertical Blinds



138C


Bay Window with Bishop Sleeve Effect over Vertical Blinds

POTPOURRI




139A

Draperies Folded and Gathered Over Sheers



139B

This Popular European Design Adds Elegance



139C

Another Unique European Style Valance



139D

Kingston Valance With Ruffles and Border Top

POTPOURRI

140A



Fabric Swagged Over Pole With Cord and Tassel Trim

140B



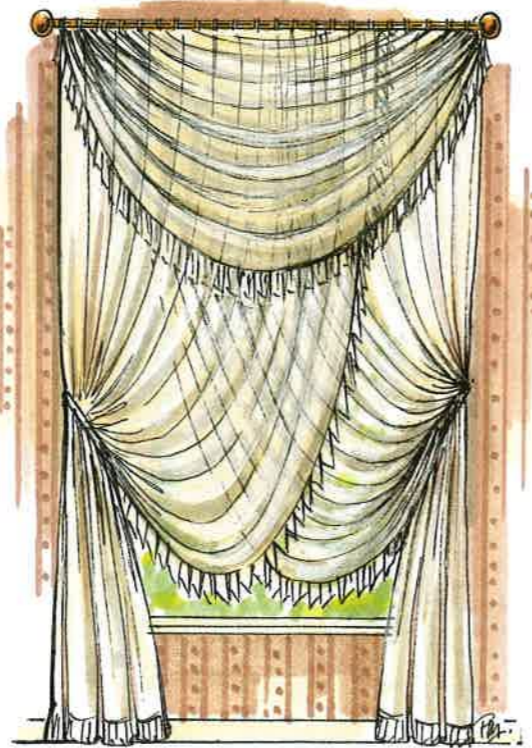
Two Large and One Small Swag With Cascades

140C



Arched Ruffled Sunburst and Tie Backs Over Cafe Curtains

140D




Deep Swag and Full Tie Backs are a Popular European Style

141A



Swagged Fabric with Cord Trim over Asymmetric Tie Back

141B



Gathered Draperies Pulled Back to Show Lining

141C




Special Swag & Jabot Effect

141D



Fabric Swagged through Large brass Rings

142A



Asymmetric Swag held by Fabric Ties

142B




Handkerchief Valance over Asymmetric Tie Back

142C



Fabric Loosely Tied to Covered Dec Rod

142D



Draperies over Bay Window with Large Swags held by Bows

143A



Draped Swag with Contrasting Lining

143B



Swag with Lifted Center & Cascading Tails

143C



Double Swagged Valance

143D



Single Swag with Rosettes

144A



Swag with Asymmetric Cascades

144B




Boxed Swag Valance

145A



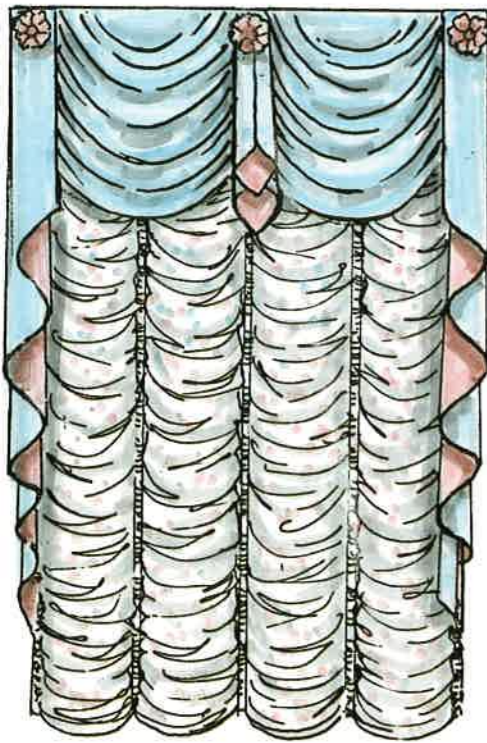
Cloud Shade with Bows at Top

145B



Cloud Shade gathered on a pole with ruffled upper edge

144C



Swags Over Austrian Shade

144D



Swag with Rosettes & Bow in Middle

145C




Balloon Shade

145D




Balloon Shade with Shirred Cornice Box

146A



Roman Shade with Valance

146B




Roman Shade with Banding

146C



Continental Cloud with Ruffles

146D



Valance over Roman Shade

ITALIER



www.italier.cz | info@italier.cz | +420 774 431 196