



ARREDOCLASSIC

Il prestigio del Made in Italy

SCHEMA DI MONTAGGIO CONTROMOBILE 3/ANTE
ASSEMBLING INSTRUCTION FOR 3/DOORS BUFFET
INSTRUCTION DE MONTAGE BUFFET 3/PORTES
ИНСТРУКЦИИ ПО МОНТАЖУ БУФЕТА 3/СТВОРКИ

Melodia Collection


1

POSIZIONARE LA BASE (A) SUL PAVIMENTO.

PLACE THE BASE (A) ON THE FLOOR.

POSITIONNER LA BASE (A) SUR LE SOL.

КЛАДИТЕ БАЗУ (A) НА ПОЛ.



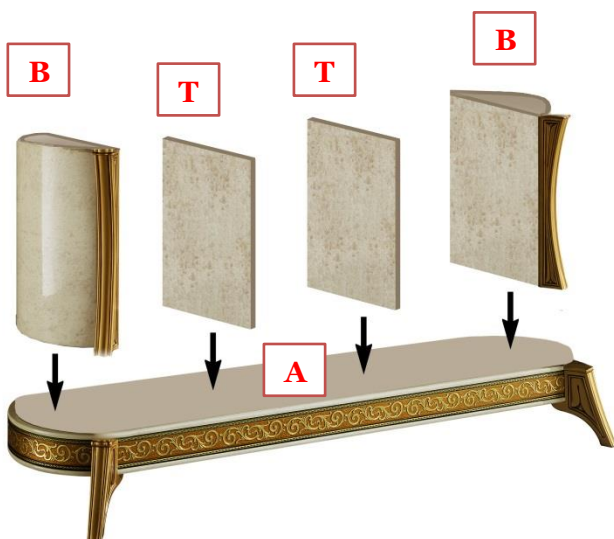
2

MONTARE I FIANCHI ESTERNI (B)
AL LATO DELLA BASE (A) POI MONTARE
I TRAMEZZI (T)

SET UP THE OUTSIDE PANELS (B)
TO THE BASE (A) THEN SET UP
THE INSIDE PANELS (T)

FIXER LE CÔTÉS EXTERIEURS (B)
À LA BASE (A) ET MONTER LES
ÉLÉMENTS CENTRAUX

ЗАКРЕПИТЕ ВНЕШНИЕ БОКОВЫЕ
ПАНЕЛИ (B) К БОКАМ БАЗЫ (A) И ЗАТЕМ
МОНТИРУЙТЕ ЦЕНТРАЛЬНЫЕ ПАНЕЛИ (T)



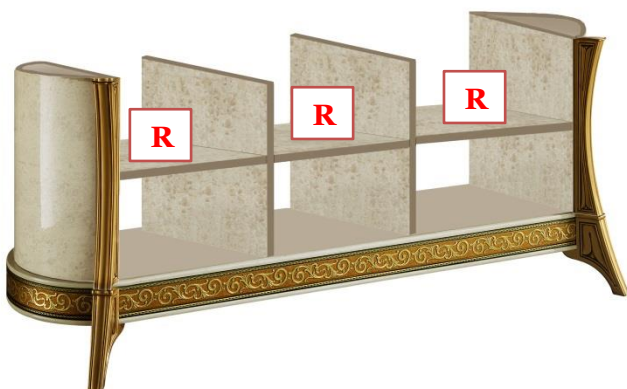
3

INSERIRE I RIPIANI (R)

INSERT THE SHELVES (R)

PLACER LES ETAGERES (R)

ВСТАВЬТЕ ПОЛКИ (R)





ARREDOCLASSIC

Il prestigio del Made in Italy

SCHEMA DI MONTAGGIO CONTROMOBILE 3/ANTE
ASSEMBLING INSTRUCTION FOR 3/DOORS BUFFET
INSTRUCTION DE MONTAGE BUFFET 3/PORTES
ИНСТРУКЦИИ ПО МОНТАЖУ БУФЕТА 3/СТВОРКИ

Melodia Collection



4

INSERIRE LO SCHIENALE (G)

INSERT THE BACK PANEL (G)

MONTER LE DOSSIER (G)

ВСТАВЬТЕ ЗАДНЮЮ ПАНЕЛЬ (G)




5

FISSARE IL TOP (P)

FIX THE TOP (P)

FIXER LE TOP (P)

ЗАКРЕПИТЕ СТОЛЕШНИЦУ (P)



- FERMASCHIENALE
- STOPPER
- FERME-DOSSIER
- ДЕРЖАТЕЛЬ



6

MONTARE LE ANTE

SET UP THE DOORS

MONTER LE PORTES

МОНТИРУЙТЕ СТВОРКИ

