




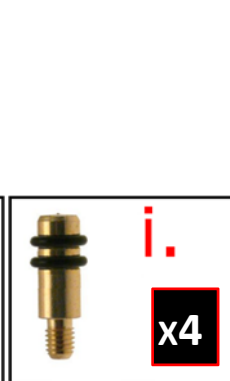
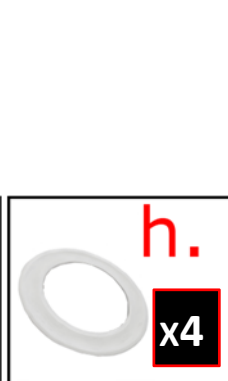




ARREDOCLASSIC

Il prestigio del Made in Italy

SCHEMA DI MONTAGGIO VETRINA 2/ANTE
ASSEMBLING INSTRUCTION FOR 2/DOORS CABINET
INSTRUCTION DE MONTAGE VITRINE 2/PORTES
ИНСТРУКЦИИ ПО МОНТАЖУ ВИТРИНЫ 2/СТВОРКИ

Fantasia Collection



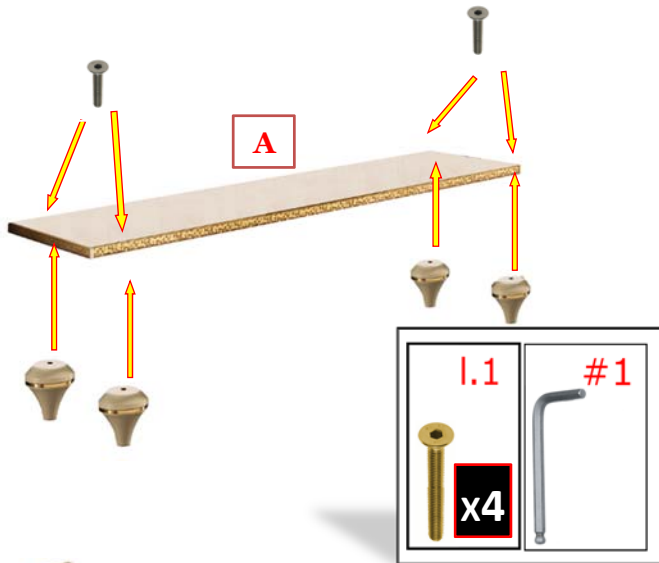


ARREDOCLASSIC

Il prestigio del Made in Italy

SCHEMA DI MONTAGGIO VETRINA 2/ANTE
ASSEMBLING INSTRUCTION FOR 2/DOORS CABINET
INSTRUCTION DE MONTAGE VITRINE 2/PORTES
ИНСТРУКЦИИ ПО МОНТАЖУ ВИТРИНЫ 2/СТВОРКИ

Fantasia Collection



1

POSIZIONARE LA BASE (A) SUL PAVIMENTO E FISSARE I PIEDI.

PLACE THE BASE (A) ON THE FLOOR AND FIX THE FEET.

POSITIONNER LA BASE (A) SUR LE SOL ET FIXER LES PIEDS.

ПОЛОЖИТЕ БАЗУ (А) НА ПОЛ И ЗАКРЕПИТЕ НОЖКИ.

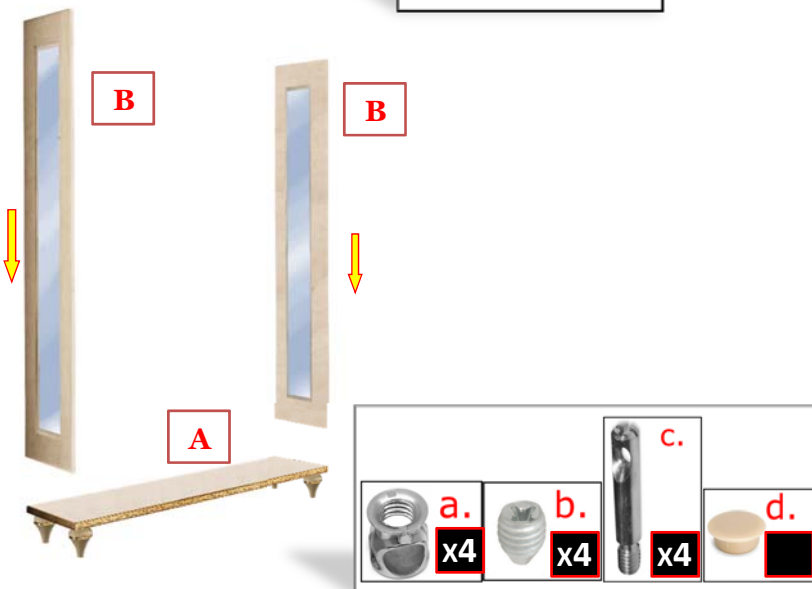
2

MONTARE I FIANCHI ESTERNI (B) SULLA BASE (A).

SET UP THE OUTSIDE PANELS (B) ON THE BASE (A).

FIXER LE CÔTÉS EXTERIEURS (B) À LA BASE (A).

ПРИКРЕПИТЕ ВНЕШНИЕ БОКОВЫЕ ПАНЕЛИ (В) К БОКАМ БАЗЫ (А).




3

INSERIRE LO SCHIENALE (G)

INSERT THE BACK PANEL (G)

MONTER LE DOSSIER (G)

ВСТАВЬТЕ ЗАДНЮЮ ПАНЕЛЬ (G)






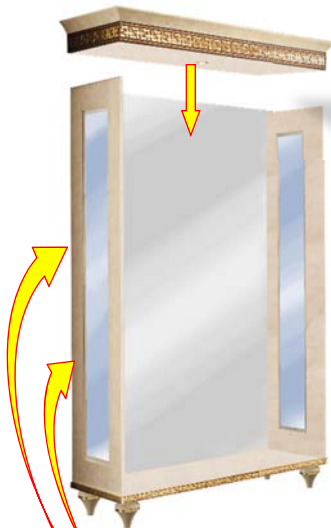
ARREDOCLASSIC

Il prestigio del Made in Italy

SCHEMA DI MONTAGGIO VETRINA 2/ANTE
ASSEMBLING INSTRUCTION FOR 2/DOORS CABINET
INSTRUCTION DE MONTAGE VITRINE 2/PORTES
ИНСТРУКЦИИ ПО МОНТАЖУ ВИТРИНЫ 2/СТВОРКИ

Fantasia Collection

P



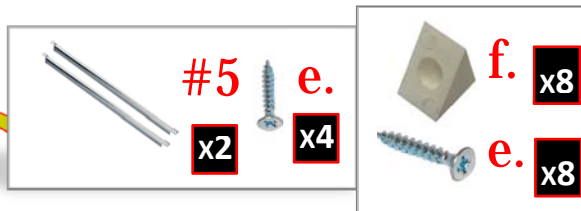
4

MONTARE IL CAPPELLO (P)
E IL BLOCCA SCHIENALE (f. - #5).

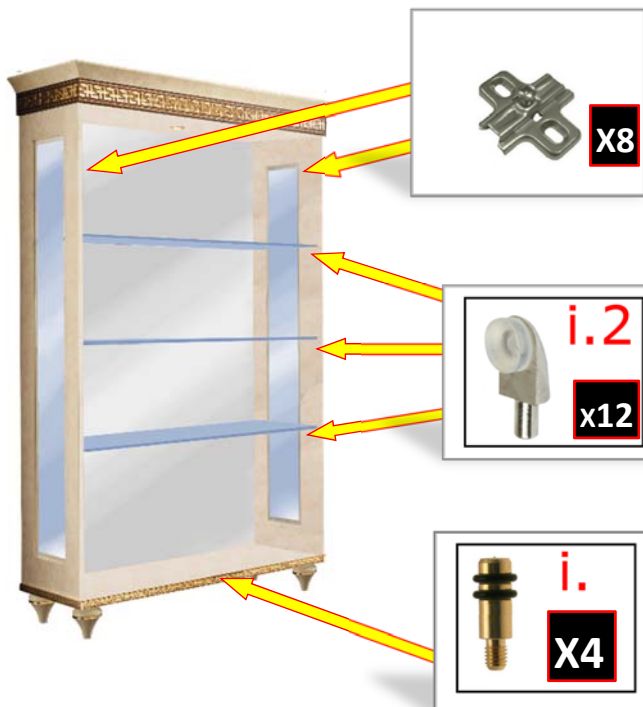
FIX THE CAP (P) AND THE BACK
PANELS BLOCKS (f. - #5).

MONTER LE CHAPEAUX (P) ET
LES FERME DOSSIER (f. - #5)

ПРИКРЕПИТЕ ВЕРХнюю
ПАНЕЛЬ (P) И СТОПОРЫ
ЗАДНЕЙ ПАНЕЛИ (f. - #5)



5



MONTARE TUTTI I REGGIMENSOLA (i2.) E, SUCCESSIVAMENTE
INSERIRE TUTTI I RIPIANI VETRO E I FERMA PORTA (i)

INSERT ALL SHELF HOLDERS (i2.) AND
THEN PLACE ALL GLASS SHELVES
AND THE DOOR STOP (i).

MONTER TOUTES LES PORTE-ETAGÈRES ET
APRÈS POSITIONNER LES ETAGÈRES VITRE ET
LES FERME PORTE (i).

ЗАКРЕПИТЕ ВСЕ ПОЛКОДЕРЖАТЕЛИ, А
ЗАТЕМ ВСТАВЬТЕ ВСЕ СТЕКЛЯННЫЕ ПОЛКИ
И СТОПОРЫ СТВОРКИ (i).



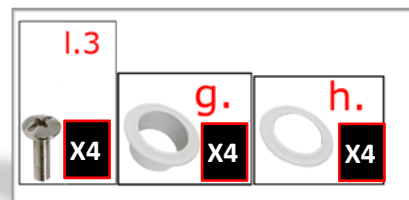
ARREDOCLASSIC

Il prestigio del Made in Italy

SCHEMA DI MONTAGGIO VETRINA 2/ANTE
ASSEMBLING INSTRUCTION FOR 2/DOORS CABINET
INSTRUCTION DE MONTAGE VITRINE 2/PORTES
ИНСТРУКЦИИ ПО МОНТАЖУ ВИТРИНЫ 2/СТВОРКИ

Fantasia Collection

5



MONTARE LE ANTE
SET UP THE DOORS
MONTER LES PORTES
УСТАНОВИТЕ СТВОРКИ

